



**CAPITAL**<sup>®</sup>  
ITALIAN EXCLUSIVE INTERIORS

Home project

---

# CAPITAL®

Capital presents its updated collection with models that will meet the most demanding requirements in residential furniture solutions. The unique features of this series propose contemporary forms refined with design details of high stylistic value.

All materials used are rigorously Made in Italy, just like the know-how and the advanced craftsmanship that leads to high class finish.

Each house is a space that tells our story: its furniture, the emotions, the memories and dreams for the future live in its spaces.

Capital presenta la sua collezione aggiornata in una modellistica capace di soddisfare le più ricercate soluzioni d'arredo residenziali.

I tratti caratteristici della linea mostrano forme contemporanee arricchite da dettagli di design e dall'alto valore stilistico.

Tutti i materiali utilizzati sono rigorosamente Made in Italy come anche il know how e la sofisticata abilità artigianale che si esprime nelle finiture di alto livello.

La casa è uno spazio che racconta la nostra storia: i suoi mobili, i sentimenti, i ricordi e i sogni futuri vivono negli ambienti.



Capital began its story more than 40 years ago, thanks to its President Paolo Viscovich, and has since then accumulated experience in the luxury furniture sector.

Since its establishment the company is continuously evolving and growing in global markets as an organisation with Padua-based headquarters and showroom, but with offices and showrooms also in emerging markets.

Capital initially develops in-house creative designs and works its way through all stages of material research and production. We actually believe that the value of in-house development is being passed on to the final product in terms of uniqueness and excellence.

We are not influenced by industrial concepts but by artisan production and method: not being bound by the use of certain materials or technology and being able to produce in cycles that depend on our hands proves that we have no limit except our own mind.

Capital nasce dall'esperienza nel settore arredamento lusso oltre quarant'anni fa grazie al suo Presidente Paolo Viscovich. Da allora l'azienda è in continua evoluzione e crescita in tutti i mercati del mondo grazie ad una struttura che vede Padova come headquarter e showroom e la nascita di nuovi uffici e spazi espositivi nei mercati emergenti. L'azienda è strutturata al suo interno partendo dallo sviluppo creativo di design fino a tutte le fasi di ricerca materiali e produzione.

Crediamo, infatti, che il valore dello sviluppo interno di tutte le fasi si trasferisca al prodotto finito in termini di unicità ed eccellenza. Non siamo legati ad un concetto industriale ma ad una produzione e una metodologia artigianale: non vogliamo essere vincolati all'uso di una certa materia o tecnologia e poter avvalerci di cicli produttivi dipendenti dalle nostre mani.

**Capital is a company where creative spirit and know-how are nourished by the passion for our work and the needs of our customers.**

Capital è un'azienda in cui la creatività e il know how sono alimentati dalla passione per il nostro lavoro e dalle esigenze dei nostri clienti.

Even if Capital products are sons of an artisan production process, they are formed and designed in an international context inspired by different cultures and countries, known through travelling and experiences. For us Made in Italy means designing and producing in a way recognized and appreciated by people all over the world, it's the result of passion, the production excellence of Italian culture and the sophisticated style which is visible in every detail. An interior design project starts from a specific complex request wherein all functional and constructive aspects need to be assessed and coordinated.

Each project has its own needs and the choice of the elements that will lead to its realization needs to be coordinated through an organized structure.

The Capital collection stands out for products with a strong and firm character in which forms and materials come together in connection to each other and adapt to a refined house model.


I prodotti Capital sono figli di un processo produttivo artigianale ma vengono progettati in un contesto internazionale che prende spunto dalle diverse culture e paesi. Il design è il risultato della creazione progettuale dell'Ufficio Design & Styling integrato e supportato da importanti collaborazioni esterne.

Per noi Made in Italy è un modo di progettare e produrre che il mondo riconosce e apprezza, è il frutto della passione, dell'eccellenza produttiva della cultura italiana, della raffinatezza stilistica visibile in ogni dettaglio. Un progetto di interni nasce da una richiesta specifica complessa e presuppone di valutare e coordinare tutti gli aspetti funzionali e costruttivi.

Ogni progetto ha esigenze proprie e la scelta degli elementi che formano la realizzazione vanno coordinati attraverso una struttura organizzata. La collezione Capital si distingue per prodotti con un carattere forte e deciso dove forme e materiali si fondono dialogando tra loro ed adattandosi ad un modello raffinato di casa.

**The goal is to enter into homes that differ from each other in style and culture and to give meaning and value through charme and elegance, based on a unique customized project for each customer.**

L'obiettivo è quello di entrare nelle case stilisticamente e culturalmente diverse tra loro e dare significato e valore con charme ed eleganza attraverso un progetto custom unico per ciascun cliente.





Our showroom is situated at 30 km from Venice, close to our headquarters, there is a space where you can see the set-up pieces of the collection but above all, like in the atelier of a tailor, you can see materials and creative ideas taking shape according to customer requirements. Therefore, it's the place that best describes us and illustrates our approach to customer projects through the choice of products and materials to be introduced in their homes. The same concept has been applied in Moscow with a space dedicated to professionals of this branch, architects, interior designers and customers to brainstorm together in a design atmosphere.

Il nostro showroom sito a 30 km da Venezia, adiacente al nostro headquarter, è uno spazio in cui poter vedere i pezzi ambientati della collezione ma soprattutto, come per l'atelier di un sarto, vedere materiali e idee creative prendere forma secondo le richieste dei clienti. È pertanto il luogo che meglio ci descrive e che testimonia il nostro approccio ai progetti dei clienti attraverso la scelta di prodotti e materiali da inserire nelle residenze. Lo stesso concept è stato inaugurato a Mosca con uno spazio dedicato a professionisti del settore, architetti, interior designers e clienti.





#### BOATTOMARTINOSTUDIO

Maddalena Boatto is an architect, graduated with honor from the Polytechnic of Milan. She gained her experiences in Italy and abroad, working for different international firms where she specialized in retail and luxury hospitality projects.

Manuel Martino is a product designer graduated in Industrial Design from the Institute of European Design in Milan.

Thanks to the collaboration with one of the most internationally recognized architects, he immediately began to work for the major Italian design companies as a project design leader.

Making the most of their personal paths and combining their dreams, Maddalena and Manuel established BOATTOMARTINO studio.

For Capital they designed different collections, preferring simple and elegant signs with precious details that dialogue with the artisan nature of the company.

Maddalena Boatto, architetto laureata al Politecnico di Milano, matura le sue esperienze in Italia e all'estero, collaborando con diversi studi internazionali ed approfondendo la sua passione nel campo del retail e dell'hospitality di lusso.

Manuel Martino, product designer diplomato all'Istituto Europeo di Design di Milano, entra subito a contatto con le maggiori aziende italiane, lavorando diversi anni nello studio di uno degli architetti più riconosciuti a livello internazionale, ricoprendo il ruolo di project leader. Maddalena e Manuel mettono a frutto i loro personali percorsi, uniscono i loro sogni e fondano BOATTOMARTINO studio. Per Capital hanno disegnato diverse collezioni, prediligendo linee semplici e pulite, arricchite da dettagli preziosi che dialogano con la natura artigianale dell'azienda.



#### LUCA SCACCHETTI

Luca Scacchetti was born in Milan in 1952. He obtained an architectural degree at the Politecnico of Milan in 1975.

He is an architect and designer.

His expertise ranges from urban planning to architectural projecting of buildings, from internal architecture to single objects. Several are his projects of hotels. In the design field he cooperates with the leading Italian and worldwide manufacturers of furniture, office ware, lighting, bath ware, coatings and gifts.

He carried out a project in China for Shanghai Expo2010 involving a new neighborhood in PJ South - Shanghai. His works have been published in the most important magazines in the field. He designed some pieces, adding his interpretation and international vision to the collection with a contemporary touch.

Luca Scacchetti nasce a Milano nel 1952. Nel 1975 si laurea in Architettura al Politecnico di Milano. Lavora come architetto e designer. Le sue competenze spaziano dalla pianificazione urbanistica alla progettazione architettonica degli edifici, dall'architettura degli interni ai singoli oggetti. Sono diversi i suoi progetti di Hotels. Nel campo della progettazione collabora con le principali aziende italiane e mondiali di mobili, articoli per ufficio, illuminazione, articoli da bagno, tessuti e accessori. Ha sviluppato un progetto in Cina per Expo2010 a Shanghai che coinvolge un nuovo quartiere in PJ South - Shanghai. Le sue opere sono state pubblicate nelle più importanti riviste del settore. Per Capital ha firmato alcuni pezzi della collezione, portando la sua interpretazione e visione internazionale sulla linea dai segni contemporanei.

# Luxury can be spoken Taylor made.

# Il lusso può essere disegnato su misura.

**Our understanding of customized luxury is when design meets customer's personality with a "tailor-made" product that belongs only to you.**

**A product can tell people about you, your personality, your taste, your ambition and life attitude. A product can be an invisible and silent emotion in communication with you and you can feel its exclusive charm.**

**Capital Collection makes a sensitive and luxurious products while creating a concept of exquisite lifestyle.**

Il lusso su misura è per noi la facoltà di personalizzare oggetti e forme seguendo la personalità di ciascuno, in un mondo in cui l'unica firma che desideri su ciò che indossi è la tua. Il lusso è avere quello che sei: è un'idea di *su misura* talmente esclusiva da parlare a una persona alla volta.

Capital evolve in un lifestyle in cui l'attenzione è sulla persona e i suoi spazi unici, sulle sue esperienze, sulle passioni, sui viaggi che portano nuove correnti di pensiero. Per i prodotti Capital, che entrano negli spazi del nostro abitare, il rapporto con l'individuo corrisponde a una vibrazione, alla sua anima che evolve in diverse dinamiche. L'imperfezione della materia, delle essenze, dei tessuti o dei marmi, diventa una traccia riconoscibile della realtà delle cose, espressione della percezione culturale e d'identità di ognuno di noi.

**“The decor of our house becomes the scene of our private life, the scene where every room allows change, dynamics of attitudes and situations: it’s the home stage. Such unique design will make us the key-players in our own domestic lives”**

“L’arredamento della nostra casa diventa il teatro della vita privata, quella scena dove ogni stanza permette il cambiamento, la dinamica degli atteggiamenti e delle situazioni: è la casa palcoscenico.  
Una casa concepita con questo progetto rende protagonisti i suoi abitanti”

A. Mendini



# Index

## SOFA · ARMCHAIR

Allure Armchair	.16 .26
Allure Sofa	.16 .18
Audrey M Armchair	.19 .31
Audrey S Armchair	.232 .272
Bon Ton Armchair	.28
Bon Ton Sofa	.26
Grand Armchair	.54 .56
Grand 2P Sofa	.50
Grand 3P Sofa	.48 .53
Overland Sofa	.40 .43
Oyster Armchair	.74
Oyster 2P Sofa	.32 .35
Oyster 3P Sofa	.73
Oyster Corner Sofa	.64 .69
Kind of People Sofa	.60
Kilim Sofa	
Kori Armchair	.40 .45
Kori Sofa	.81
Key West Chaise Longue	.59
Key West Armchair	.65 .71
Passion Armchair	.58 .265
Vortex M Armchair	.218 .235
Vortex S Armchair	.197 .225

## POUF

Grand Pouf	.54 .218
Majestic Pouf	.227 .229
Oyster Pouf	.142
Keraz Pouf	.233 .242
Kazar Pouf	.215

## SERVICE · COFFEE

Alias R Coffee Table	.32 .35
Alias Q Coffee Table	.34 .35
Alma Service Table	.20 .31
Aristo M Service Table	.21
Aristo L Service Table	.19 .73
Aristo XL Coffee Table	.73
Aristo MQ LQ XQ Tables	.52
Black Tie D90 Coffee Table	.58
Black Tie D70 Service Table	.59 .64
Cookie 50 Service Table	.30 .194

Cookie 100 Coffee Table	.28 .30
Eclectic Q Coffee Table	.16 .36
Eclectic R Coffee Table	.48
Jewel 70 Service Table	.38
Jewel 90 Coffee Table	.38
Quadro Coffee Table	.26
Khero Service Table	.272 .53
Kong S Service Table	.166
Korp Coffee Table	.69
Korp End Service Table	.44
Kountach L Coffee Table	.41
Kountach XL Coffee Table	.45
Koval Coffee Table	.273
Kross Coffee Table	.70
Kross Service Table	.70 .71
Lincoln Coffee Table	.20 .22
Must Coffee Table	.60 .63
Must Service Table	.61
Nuage Service Table	.220
Nuage Coffee Table	.218

## SIDEBOARD

Prisma Sideboard	.104 .105
Match Sideboard	.28 .162
Eclectic XL Sideboard	.112 .127
Hug L Sideboard	.140 .143
Hug XXL Sideboard	.55 .57
Korp Sideboard	.64 .66
Prisma Cabinet	.91 .102
Charme 2D Cabinet	.129
Hug Bookcase	.33 .36
Hug TV Unit	.36
Giselle Bookcase	.26 .161
Kalispera Bookcase	.188 .191
Kalispera XXL Cabinet	.172 .175
Hera Bookcase	.60
Kokko Living Cabinet	.176 .179
Athena Wall System	.74 .77
Jubilee Wardrobe	.222
Kondor Wardrobe	.201 .213
Venere Walk in Closet	.233 .242
Grand L Consolle	.25
Grand XL Consolle	.120 .121

Carisma Consolle	.144
Karamel Consolle	.152
Korp K Consolle	.90
Majestic Consolle	.232
Trilogy Consolle	.215
Jubilee Consolle	.225
Kia Consolle	.255
Orion Consolle	.235 .240
Kandy Consolle	.263
Koral Bench	.242 .250
Grand Bench	.194
Kosta Bench	.136
Korp Bench	.268

## DINING TABLE

Pliè Dining Table	.84 .87
Ercole Dining Table	.91 .93
Convivio Dining Table	.117 .119
Prisma Dining Table	.94 .96
Tycoon Dining Table	.108
Eclectic Dining Table	.123 .124
Carisma R Dining Table	.141
Carisma Q Dining Table	.145
Rock T D 180 Dining Table	.111
Rock T D 250 Dining Table	.113
Rock R Dining table	.114
Must T Dining Table	.137
Must R Dining Table	.138
Korp Dining Table	.153 .155
Kong Dining Table	.132 .135
Kemp T Dining Table	.130 .131
Kemp Dining Table	.148 .151

## ARMCHAIR · CHAIR

Diva Stool	.98 .99
Diva Armchair	.94 .96
Diva Chair	.91 .93
Madame Armchair	.102 .111
Madame Chair	.138
Keatrix Armchair	.114 .153
Klose Armchair	.148 .150
Klose Chair	.148 .150
Karab Armchair	.133 .135

Kadim Armchair	.130 .131
Kana Armchair	.172
Ninfea Armchair	.123 .145

## WRITING DESK

Olimpia Writing Desk	.159 .160
Mondrian Writing Desk	.163 .165
Lincoln L Writing Desk	.173
Lincoln XL Writing Desk	.167 .168
Tycoon Writing Desk	.177
Kuper Writing Desk	.187
Kiri Writing Desk	.180 .181
Kiri Ultra Writing Desk	.188 .191
Korp Writing Desk	.182 .183

## OFFICE ARMCHAIR

Explorer XL Office Armchair	.181 .189
Explorer L Office Armchair	.181 .188
Diva XL Office Armchair	.159 .169
Diva L Office Armchair	.162
Kappa XL Armchair	.170
Kappa L Armchair	.166 .171
Klose Office Armchair	.185
Kid Office Armchair	.338

## BED

Eden Bed	.194 .199
Allure Lux Bed	.200 .203
Allure Bed	.204 .205
Trilogy L Bed	.210 .213
Trilogy XL Bed	.206 .209
Jubilee XL Bed	.219
Majestic XL Bed	.226 .228
Kesy bed	.268
Kesy XL Bed	.272
Orion XL Bed	.234 .237
Orion L Bed	.238
Kimera XL Bed	.242 .247
Kimera Twin Bed	.250
Kia Bed	.252 .254
Klass Bed	.261
Kloe Bed	.265 .267

## BEDSIDE TABLE

Eden Bedside Table	.194 .199
Trilogy Bedside Table	.207 .210
Datejust Bedside Table	.219
Majestic Bedside Table	.226
Korp Bedside Table	.270 .268
Orion XL Bedside Table	.234 .237
Orion L Bedside Table	.239
Knight Bedside Table	.243 .247
Kia Bedside Table	.253
Kubo Bedside Table	.261 .265

## CHEST OF DRAWER

Eden Chest of Drawers	.194 .196
Trilogy Chest of Drawers	.217
Jubilee Chest of Drawers	.223
Majestic Chest of Drawers	.227 .231
Korp Chest of Drawers	.268 .271
Orion Chest of Drawers	.241
Knot Chest of Drawers	.249
Kia Chest of Drawers	.254
Kirk Chest of Drawers	.262
Kamille Chest of Drawers	.266
Knight Dresser	.251
Eden Consolle	.197
Majestic Consolle	.232
Trilogy Consolle	.215
Jubilee Consolle	.225
Kia Consolle	.255
Orion Consolle	.235 .240
Kandy Consolle	.195

## MIRROR

Korp T Mirror	.268 .271
Korp R Mirror	.344
Ka Mirror	.344
Ky Mirror	.344
Ku R Mirror	.227 .231
Ku Q Mirror	.344
Trilogy R Mirror	.217 .249
Trilogy Q Mirror	.345
Trilogy T Mirror	.215 .255
Orion Q Mirror	.205

Orion R Mirror	.235
Adone Mirror	.256 .345

## LIGHTING

Musa A Suspension Lamp	.122
Musa B Table Lamp	.105
Musa C Floor Lamp	.54
Montecarlo Floor Lamp	.75
Kono Floor Lamp	.79
Korp Lighting	.155 .268
Korp Floor Lamp	.26 .35
Kiska Table Lamp	.250 .261
Heritage Chandelier	.131
Motecarlo Column	.346
Kaos Column	.346
AbstrART Painting	.167 .223
Luxury Rugs	.348 .349







**Eclectic Q** | coffee table  
**Aristo L** | service table

**Allure** | sofa  
**Allure** | armchair

Allure | sofa  
Audrey M | armchair  
Eclectic Q | coffee table  
Aristo M | service table  
Grand | console





Lincoln | coffee table  
Aristo M | coffee table  
Aristo L | coffee table

Allure | sofa  
Audrey M | armchair  
Alma | service table

**Aristo M** | service table  
*detail*




**Lincoln** | coffee table  
*detail*



**Allure** | sofa  
**Audrey M** | armchair  
**Lincoln** | coffee table  
**Aristo M** | service table  
**Aristo L** | service table



Allure | sofa  
Eclectic Q | coffee table



Grand | consolle  
Allure | sofa



Jewel | service and coffee table  
Giselle | bookcase  
Karpet 12 | rug

Bon Ton | sofa  
Allure | armchair  
Quadro | coffee table  
Montecarlo | floor lamp



Bon Ton | armchair  
Match | sideboard  
Cookie 100 | coffee table  
Montecarlo | floor lamp

Cookie 50 | service table  
Cookie 100 | coffee table  
Audrey M | armchair  
Alma | service table





READING ROOM




Allure | armchair  
Alias Q | coffee table  
Alias R | coffee table

Korp T | floor lamp  
Hug 5 | cabinet



Oyster 2p | sofa  
Alias Q | coffee table  
details


Oyster 2p | sofa  
Alias Q | coffee table  
Alias R | coffee table  
Hug 5 | bookcase  
Korp T | floor lamp





Allure | armchair  
Eclectic Q | coffee table  
Hug TV | TV unit cabinet  
Korp T | floor lamp

**Jewel Coffee** | coffee table D 70  
**Jewel Service** | service table D 90



**Hug TV** | TV unit cabinet  
*detail*



Kountach XL | coffee table  
Kori | armchair

Overland | sofa  
Kountach L | coffee table



**Kountach XL | coffee table**  
*detail*



**Overland | sofa**  
**Kountach XL | coffee table**




**Korp End** | service table



**Kori** | armchair  
**Kountach XL** | coffee table



**Kountach XL | coffee table**  
*detail*



**Overland | sofa**  
**Kountach L | coffee table**



**FORMAL LIVING ROOM**



Grand | sofa  
Passion | armchair

Eclectic R | coffee table  
Montecarlo | floor lamp



Grand 2P | sofa  
Eclectic R | coffee table



Grand 2P | sofa  
detail

Aristo MQ | service table  
Aristo LQ | service table  
Aristo XQ | coffee table



Grand 3P | sofa  
Grand | pouf  
Eclectic Q | coffee table  
Khero | service table

**READING CORNER**



**Grand** | armchair  
**Grand** | pouf

**Hug L** | sideboard  
**Musa** | floor lamp



Grand | armchair  
Aristo L | service table



Hug XXL | sideboard



**Passion** | armchair  
**Black Tie** | coffee table

**Key West** | chaise longue  
**Black Tie** | service table






**Kind of People** | sofa  
**Hera** | TV unit  
**Must R** | coffee table  
**Must** | service table



**Kind of People | sofa**  
**Hera | TV unit**  
*details*



**Hera | TV unit**  
**Must R | coffee table**





**FAMILY LIVING ROOM**



**Korp** | sideboard  
**Black Tie** | service table

**Key West** | armchair  
**Korp** | coffee table  
**Oyster** | corner sofa  
**Korp T** | lamp



**Korp** | sideboard  
**Trilogy T** | mirror



**Oyster** | corner sofa  
*detail*



**Key West** | armchair  
**Korp Coffee** | coffee table  
**Oyster Corner** | corner sofa  
**Black Tie** | service table



**Kross** | service table  
**Kross** | coffee table

## READING CORNER



**Key West** | armchair  
**Kross** | service table




Oyster 3p | sofa  
Musa T | floor lamp  
Aristo L | service table  
Aristo XL | coffee table



Oyster | armchair  
Athena | custom wall system  
Lincoln | coffee table  
Montecarlo | floor lamp




Athena | bookcase  
detail



Athena | bookcase  
Audrey M | armchair  
Kono | lamp



**Audrey M | armchair**  
*detail*



**Audrey M | armchair**  
**Kono | lamp**  
**Ku Q | mirror**





**Kori 3P** | sofa  
**Must R** | coffee table





# DINING

*ROOM*

## DINING TABLE

Pliè Dining Table	.84 .87
Ercole Dining Table	.91 .93
Convivio Dining Table	.117 .119
Prisma Dining Table	.94 .96
Tycoon Dining Table	.108
Eclectic Dining Table	.123 .124
Carisma R Dining Table	.141
Carisma Q Dining Table	.145
Rock T D 180 Dining Table	.111
Rock T D 250 Dining Table	.113
Rock R Dining table	.114
Must T Dining Table	.137
Must R Dining Table	.138
Korp Dining Table	.153 .155
Kong Dining Table	.132 .135
Kemp T Dining Table	.130 .131
Kemp Dining Table	.148 .151

## ARMCHAIR · CHAIR

Diva Stool	.98 .99
Diva Armchair	.94 .96
Diva Chair	.91 .93
Madame Armchair	.102 .111
Madame Chair	.138
Keatrix Armchair	.114 .153
Klose Armchair	.148 .150
Klose Chair	.148 .150
Karab Armchair	.133 .135
Kadim Armchair	.130 .131
Kana Armchair	.172
Ninfea Armchair	.123 .145



Pliè | dining table  
Diva | armchair  
Match | sideboard



**Diva** | chair



**Pliè** | dining table




Ercole | dining table

Korp K | consolle



Ercole | dining table  
Diva | chair  
Prisma | cabinet

Ercole | dining table



Ercole | dining table  
Diva | chair  
Prisma | cabinet



Prisma | table  
Diva | chair  
Diva | armchair  
Prisma | cabinet





**Prisma** | table  
**Prisma** | cabinet

**Diva** | chair  
**Diva** | armchair




Diva | stool  
detail



Diva | stool  
Prisma | special bar cabinet



**Prisma** | cabinet  
*detail*





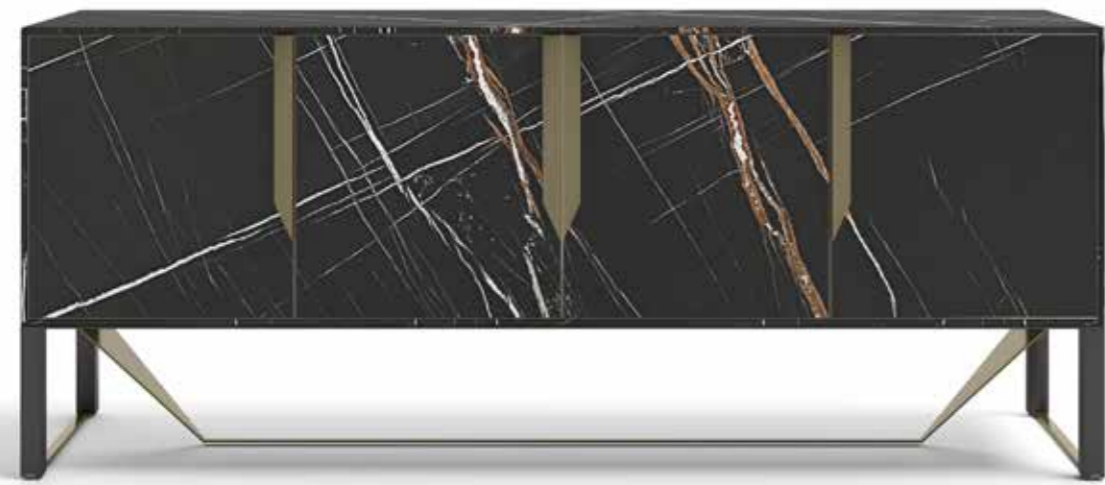
**Prisma** | cabinet  
**Rock T** | dining table  
**Madame** | armchair








Ercole | table  
details



Prisma | sideboard



Ercole | dining table  
Ninfea | chair



Tycoon | table  
Diva | armchair



Key West | armchair  
Kiron | service table



Eclectic XL | sideboard  
Rock-T | table Ø 180  
Madame | armchair





**Eclectic XL** | sideboard



**Rock-T** | table Ø 250  
**Madame** | armchair  
**Eclectic 2d** | cabinet  
**Heritage** | chandelier  
**Karpet 8** | carpet



Rock R | table  
Keatrix L | armchair



Convivio | dining table  
Grand | consolle

Diva C/B | armchair  
Diva S/B | chair



**Convivio** | dining table  
**Diva C/B** | armchair  
**Diva S/B** | chair  
details



**Diva S/B** | chair  
**Convivio** | dining table  
**Grand** | consolle



Grand | consolle  
details



DINING ROOM



Eclectic XL | sideboard

Eclectic | table  
Ninfea | chair



**Eclectic | table**  
*detail*




**Ninfea | chair**  
*detail*

**Eclectic XL | sideboard**  
*detail*



**Eclectic XL | sideboard**





**Charme 2D** | cabinet  
*details*



**Charme 2D** | cabinet



**Kemp T** | table  
**Kadim** | armchair  
**Heritage** | chandelier





**Kong** | dining table  
**Karab** | chair




Karab | chair



Kong | dining table  
Karab | chair




**Kosta** | bench  
**Kiron** | service table



**TEA ROOM**

**Must T** | table  
**Ninfea** | chair



Madame | armchair

Must R | dining table  
Madame | chair



**FORMAL DINING ROOM**



Hug L | sideboard  
Montecarlo | lamp


Carisma R | table  
Keatrix L | armchair

Oyster | pouf  
Orion | mirror



Hug L | sideboard  
Montecarlo | floor lamp





Carisma | consolle



Carisma Q | table  
Ninfea | chair

Ninfea | chair  
detail



Ninfea | chair  
Carisma Q | table  
details




**FORMAL DINING ROOM**



Kemp | table  
Klose L | armchair  
Klose M | chair



**Klose L** | armchair  
**Klose M** | chair



**Kemp** | table  
**Klose L** | armchair



**Karamel** | consolle  
**Korp T** | mirror  
**Korp** | dining table  
**Keatrix M** | chair  
**Korp A** | applique



**Korp** | dining table  
**Keatrix L** | armchair  
*detail*



**Korp** | dining table  
**Keatrix L** | armchair  
**Korp A** | applique



# OFFICE

*Room*

**WRITING DESK**

Olimpia Writing Desk	.159 .160
Mondrian Writing Desk	.163 .165
Lincoln L Writing Desk	.173
Lincoln XL Writing Desk	.167 .168
Tycoon Writing Desk	.177
Kuper Writing Desk	.187
Kiri Writing Desk	.180 .181
Kiri Ultra Writing Desk	.188 .191
Korp Writing Desk	.182 .183

**OFFICE ARMCHAIR**

Explorer XL Office Armchair	.181 .189
Explorer L Office Armchair	.181 .188
Diva XL Office Armchair	.159 .169
Diva L Office Armchair	.162
Kappa XL Armchair	.170
Kappa L Armchair	.166 .171
Klose Office Armchair	.185
Kid Office Armchair	.338



Olimpia | writing desk  
Diva Office | office armchair  
Giselle | bookcase



Olimpia | writing desk  
Giselle | bookcase



Giselle | bookcase  
Olimpia | writing desk



Match | sideboard  
Karpel 12 | rug

Mondrian | writing desk  
Diva Office | office armchair  
Diva Office | office guest armchair

Mondrian | writing desk



Mondrian | writing desk  
Diva Office | office armchair



**Kappa L** | armchair  
**Kong** | service table

**Lincoln XL** | writing desk  
**Diva Office** | office armchair  
**Musa-T** | table lamp




**Lincoln XL** | writing desk



**Diva** | office armchair



**Kappa XL** | armchair  
**Aristo L** | service table




**Lincoln** | coffee table  
**Kappa L** | armchair  
**Musa C** | floor lamp




Lincoln L | writing desk  
Diva Office | office armchair

Kana | armchair  
Kalispera XXL | cabinet  
Musa B | table lamp



**Kana** | armchair  
*detail*



**Kalispera XXL** | cabinet





Explorer XL | office armchair  
Tycoon XL | writing desk  
Kokko Living | TV unit cabinet



**Tycoon XL** | service desk  
*detail*



**Tycoon XL** | writing desk  
*detail*



**Kiri** | writing desk  
**Explorer XL** | armchair  
**Explorer L** | office chair  
**Musa A** | suspension lamp



**Korp** | writing desk  
**Korp Koffee** | coffee table



**Korp** | writing desk  
**Klose L** | armchair



**Klöse** | office armchair  
*detail*

**STUDY ROOM**

**Korp** | writing desk  
**Korp** | office armchair  
**Korp** | table lamp



**Kuper** | writing desk  
*detail*



**Kuper** | desk office  
**Diva** | office armchair  
**Kappa L** | chair

Kiri Ultra | office desk  
Explorer XL | office armchair  
Explorer L | office armchair  
Kalispera | Tv Unit Cabinet  
Musa B | table lamp



Kiri ultra | office desk  
Explorer XL | office armchair  
Kalispera | Tv Unit Cabinet  
Musa C | floor lamp



Kalispera | Tv Unit Cabinet  
*detail*







# BED

*ROOM*

**BED**

Eden Bed	.194 .199
Allure Lux Bed	.200 .203
Allure Bed	.204 .205
Trilogy L Bed	.210 .213
Trilogy XL Bed	.206 .209
Jubilee XL Bed	.219
Majestic XL Bed	.226 .228
Kesy bed	.268
Kesy XL Bed	.272
Orion XL Bed	.234 .237
Orion L Bed	.238
Kimera XL Bed	.242 .247
Kimera Twin Bed	.250
Kia Bed	.252 .254
Klass Bed	.261
Kloe Bed	.265 .267

**CHEST OF DRAWER**

Eden Chest of Drawers	.194 .196
Trilogy Chest of Drawers	.217
Jubilee Chest of Drawers	.223
Majestic Chest of Drawers	.227 .231
Korp Chest of Drawers	.268 .271
Orion Chest of Drawers	.241
Knot Chest of Drawers	.249
Kia Chest of Drawers	.254
Kirk Chest of Drawers	.262
Kamille Chest of Drawers	.266
Knight Dresser	.251
Eden Consolle	.197
Majestic Consolle	.232
Trilogy Consolle	.215
Jubilee Consolle	.225
Kia Consolle	.255
Orion Consolle	.235 .240
Kandy Consolle	.195

**BEDSIDE TABLE**

Eden Bedside Table	.194 .199
Trilogy Bedside Table	.207 .210
Datejust Bedside Table	.219
Majestic Bedside Table	.226
Korp Bedside Table	.270 .268
Orion XL Bedside Table	.234 .237
Orion L Bedside Table	.239
Knight Bedside Table	.243 .247
Kia Bedside Table	.253
Kubo Bedside Table	.261 .265



Bon Ton | armchair  
Cookie | service table  
Eden | chest of drawers  
Trilogy T | Mirror  
Karpel 12 | Rug

Eden | bed  
Eden | bedside table  
Grand | bench

Eden | chest of drawers  
Eden | console with mirror  
Vortex S | armchair



Eden | bed  
Eden | bedside table  
Eden | console with mirror  
Audrey M | armchair





Allure XL | bed  
Musa C | floor lamp



Allure | bed  
detail



Allure XL | bed  
Grand | pouf  
Musa C | floor lamp



Allure | bed  
detail



Allure | bed  
Majestic | bedside table  
Majestic | chest of drawers  
Keraz | pouf




Trilogy | chest of drawers  
Trilogy | mirror  
Audrey M | armchair  
Khero | service table

Trilogy XL | bed  
Trilogy | bedside table  
Musa A | applique



Trilogy XL | bed  
detail



Trilogy XL | bed  
Trilogy | bedside table



**Trilogy L** | bed  
**Trilogy** | bedside table  
**Kondor** | wardrobe



**Trilogy** | bedside table  
*detail*



**Kondor** | wardrobe  
**Trilogy L** | bed  
**Trilogy** | bedside table



**Trilogy** | consolle  
*detail*



**Trilogy** | consolle  
**Trilogy T** | mirror  
**Kazar** | pouf  
**Montecarlo** | floor lamp

**Trilogy** | chest of drawers  
*detail*



**Trilogy** | chest of drawers  
**Trilogy R** | mirror



Vortex M | armchair  
Nuage | coffee table

Jubilee XL | bed  
Datejust | bedside table  
Grand | pouf



**Jubilee XL** | bed  
*detail*



**Nuage** | service table  
*detail*



**Jubilee XL** | bed  
**Datejust** | bedside table



Jubilee | wardrobe  
Jubilee | chest of drawers



Jubilee | chest of drawers





**Jubilee** | consolle  
*detail*



**Jubilee** | consolle  
**Vortex S** | armchair

**GUEST SUITE BEDROOM**



**Majestic** | bed  
**Majestic** | pouf  
**Audrey M** | armchair

**Majestic** | bedside table  
**Majestic** | chest of drawers  
**Ku-R** | mirror



Majestic | bed  
Majestic | bedside table



Majestic | pouf

**Majestic | chest of drawers**  
*detail*



**Majestic | chest of drawers**  
**Ku R | mirror**



**Majestic** | consolle  
**Audrey S** | armchair  
**Ku-R** | mirror  
**Kazar** | pouf



**Venere** | walk in closet  
**Keraz** | pouf



Orion XL | bed  
Orion XL | bedside table

Orion | console  
Vortex M | armchair



**Orion XL | bedside table**  
*detail*




**Orion XL | bed**  
**Orion XL | bedside table**



Orion | bed  
Orion | bedside table  
Koral | bench  
Aristo M | coffee table  
Key west | armchair



Orion | consolle  
Orion | chest of drawers  
Orion | mirror





**Kimera** | bed  
**Knight** | bedside table  
**Koral** | bench  
**Keraz** | pouf  
**Venere** | walk in closet



Venere | walk in closet  
details



Venere | walk in closet  
Keraz | pouf



**Kimera** | bed  
*detail*



**Kimera** | bed  
**Knight** | bedside table  
**Koral** | bench



**Knight** | bedside table  
*detail*



**Audrey S** | armchair  
**Trilogy R** | mirror  
**Knot** | chest of drawers



**Kimera Twin** | bed  
**Knight** | bedside table  
**Kiska** | lamp  
**Knight** | dresser



**Kia** | bed  
**Kia** | bedside table  
**Key West** | armchair




**Kia** | chest of drawers  
**Kia** | bed

**Kia** | consolle  
**Trilogy T** | mirror  
**Vortex S** | armchair





**Kondor** | wardrobe  
**Key west** | armchair  
**Adone** | mirror



Audrey M | armchair  
Kondor | wardrobe  
*details*



Kondor | wardrobe  
Kazar | pouf

**Klass** | bed  
**Kubo** | bedside table  
**Karamel** | consolle





Kirk | chest of drawers




Kandy | consolle  
Keraz | pouf



**Kloe plus** | bed  
*detail*

**Kloe plus** | bed  
**Kubo** | bedside table  
**Passion** | armchair  
**Kazar** | pouf

**Kamille** | chest of drawers



**Kloe plus** | bed  
**Kubo** | bedside table

**MASTER BEDROOM**



- Kesy** | bed
- Korp** | bedside table
- Korp B** | lamp
- Korp** | bench
- Korp** | chest of drawers
- Korp** | mirror



**Korp** | bedside table  
*detail*




**Korp** | chest of drawers  
**Korp** | mirror





**Audrey S** | armchair  
**Khero** | service table



**Kesyl XL** | bed  
**Trilogy** | bedside table  
**Koval** | coffee table

**NATURE SENSATIONS**  
DISCOVER CAPITAL FABRIC AND LEATHER MATERIALS

**BLUE ECLIPSE**  
FABRICS AND LEATHERS MOODBOARD 01



CAPITAL®

VELVET

- a. Dark Blue Sam 10
- b. Light Grey Sam 07
- c. Deep Blue Sam 11

FABRIC

- d. Twice 2023
- e. Pollock 1221
- f. Polysilk .GO 302
- g. Polysilk .GO 307

LEATHER

- h. Vintage 28
- i. Nabuk 28

CAPITAL®

## HEARTH

FABRICS AND LEATHERS MOODBOARD 02



CAPITAL®

### VELVET

a. Smeraldo Ros 118  
b. Salvia Ros 116  
c. Zafferano Ros 135

### FABRIC

d. Twice 3043  
e. Polysilk .GO 12  
f. Polysilk .GO 101

### LEATHER

g. Vintage 32  
h. Nabuk 02

## SAHARA

FABRICS AND LEATHERS MOODBOARD 03



CAPITAL®

### VELVET

a. Corallo Ros 126  
b. Chocolate Sam 04  
c. Khaky Sam 03

### FABRIC

d. Twice 3247  
e. Polysilk 2001

### LEATHER

f. TDM 2008  
g. Nabuk 19

## FLAMINGO

FABRICS AND LEATHERS MOODBOARD 04



CAPITAL®

VELVET

- a. Cipria Ros 130
- b. Khaky Sam 03
- c. Boardeaux Sam 05

FABRIC

- d. Hexagonal 0405
- e. Polysilk .GO 101
- f. Polysilk .GO 104

LEATHER

- g. TDM 2008
- h. Vintage 27
- i. Nabuk 10

## EOLIE

FABRICS AND LEATHERS MOODBOARD 05



CAPITAL®

VELVET

- a. Black Sam 08

FABRIC

- b. Polysilk .GO 14
- c. Hexagonal 0158
- d. Hexagonal 0573
- e. Twice 2737
- f. Grid 0744

LEATHER

- g. Vintage 10



# NABUK

LEATHER  
PELLE

CAT. B Plain  
CAT. C Rhombus  
CAT. C Cannette  
CAT. B Liscia  
CAT. C Rombo  
CAT. C Cannè


*Nabuk leather made by first quality European bulls. Thickness mm 1.*

Pelle nabuk realizzata su tori europei di prima scelta. Spessore mm 1.




NABUK

Plain 04  
Rhombus 04  
Cannette 04  
Liscia 04  
Rombo 04  
Cannè 04




NABUK

Plain 24  
Rhombus 24  
Cannette 24  
Liscia 24  
Rombo 24  
Cannè 24





NABUK

Plain 12  
Rhombus 12  
Cannette 12  
Liscia 12  
Rombo 12  
Cannè 12




NABUK

Plain 05  
Rhombus 05  
Cannette 05  
Liscia 05  
Rombo 05  
Cannè 05





NABUK

Plain 15  
Rhombus 15  
Cannette 15  
Liscia 15  
Rombo 15  
Cannè 15





NABUK

Plain 06  
Rhombus 06  
Cannette 06  
Liscia 06  
Rombo 06  
Cannè 06




NABUK

Plain 10  
Rhombus 10  
Cannette 10  
Liscia 10  
Rombo 10  
Cannè 10



NABUK

*Plain 18*  
*Rhombus 18*  
*Cannette 18*  
*Liscia 18*  
*Rombo 18*  
*Cannè 18*




NABUK

*Plain 28*  
*Rhombus 28*  
*Cannette 28*  
*Liscia 28*  
*Rombo 28*  
*Cannè 28*




NABUK

*Plain 27*  
*Rhombus 27*  
*Cannette 27*  
*Liscia 27*  
*Rombo 27*  
*Cannè 27*




NABUK

*Plain 35*  
*Rhombus 35*  
*Cannette 35*  
*Liscia 35*  
*Rombo 35*  
*Cannè 35*



NABUK

*Plain 02*  
*Rhombus 02*  
*Cannette 02*  
*Liscia 02*  
*Rombo 02*  
*Cannè 02*



NABUK

*Plain 01*  
*Rhombus 01*  
*Cannette 01*  
*Liscia 01*  
*Rombo 01*  
*Cannè 01*



NABUK

*Plain 09*  
*Rhombus 09*  
*Cannette 09*  
*Liscia 09*  
*Rombo 09*  
*Cannè 09*


## NATURAL GRAIN

LEATHER  
PELLE

CAT. B Plain  
CAT. C Rhombus  
CAT. C Cannette  
CAT. B Liscia  
CAT. C Rombo  
CAT. C Cannè



*Natural grain leather, nabuk handstained, mat effect made by first quality European bulls. Thickness mm 1.*

Pelle primo fiore, grana naturale, effetto opaco realizzata su tori europei di prima scelta. Spessore mm 1.





NATURAL GRAIN

Plain Lino 2002  
Rhombus Lino 2002  
Cannette Lino 2002  
Liscia Lino 2002  
Rombo Lino 2002  
Cannè Lino 2002





NATURAL GRAIN

Plain Cappuccino 2006  
Rhombus Cappuccino 2006  
Cannette Cappuccino 2006  
Liscia Cappuccino 2006  
Rombo Cappuccino 2006  
Cannè Cappuccino 2006



NATURAL GRAIN

Plain Antracite 2011  
Rhombus Antracite 2011  
Cannette Antracite 2011  
Liscia Antracite 2011  
Rombo Antracite 2011  
Cannè Antracite 2011





NATURAL GRAIN

Plain Canapa 2003  
Rhombus Canapa 2003  
Cannette Canapa 2003  
Liscia Canapa 2003  
Rombo Canapa 2003  
Cannè Canapa 2003





NATURAL GRAIN

Plain Tortora 2015  
Rhombus Tortora 2015  
Cannette Tortora 2015  
Liscia Tortora 2015  
Rombo Tortora 2015  
Cannè Tortora 2015



NATURAL GRAIN

Plain 2020 - 2021  
Rhombus 2020 - 2021  
Cannette 2020 - 2021  
Liscia 2020 - 2021  
Rombo 2020 - 2021  
Cannè 2020 - 2021



NATURAL GRAIN

Plain TDM 2008  
Rhombus TDM 2008  
Cannette TDM 2008  
Liscia TDM 2008  
Rombo TDM 2008  
Cannè TDM 2008



NATURAL GRAIN

*Plain Terracotta 2007  
Rhombus Terracotta 2007  
Cannette Terracotta 2007  
Liscia Terracotta 2007  
Rombo Terracotta 2007  
Cannè Terracotta 2007*





NATURAL GRAIN

*Plain Aubergine 284  
Rhombus Aubergine 284  
Cannette Aubergine 284  
Liscia Aubergine 284  
Rombo Aubergine 284  
Cannè Aubergine 284*



NATURAL GRAIN

*Plain Lamb 208  
Rhombus Lamb 208  
Cannette Lamb 208  
Liscia Lamb 208  
Rombo Lamb 208  
Cannè Lamb 208*



NATURAL GRAIN

*Plain Deep 275  
Rhombus Deep 275  
Cannette Deep 275  
Liscia Deep 275  
Rombo Deep 275  
Cannè Deep 275*



NATURAL GRAIN

*Plain Bottle 262  
Rhombus Bottle 262  
Cannette Bottle 262  
Liscia Bottle 262  
Rombo Bottle 262  
Cannè Bottle 262*



## VINTAGE


CAT. B LEATHER

CAT. B PELLE

*\*\* Quilted finishing not available\*\**  
*\*\* Non disponibile con finitura trapuntata\*\**

*Natural grain leather, nabuk handstained, mat lightened effect made by first quality European bulls. Resistant to oil and water spills. Thickness mm 1.*

Pelle fiore ritoccato, grana naturale, nabuccato, effetto schiarente opaco realizzata su tori europei di prima scelta, resistente ai liquidi a base oleosa e acquosa. Spessore mm 1.




VINTAGE

*Plain 01*  
*Liscia 01*



VINTAGE

*Plain 31*  
*Liscia 31*




VINTAGE

*Plain 06*  
*Liscia 06*




VINTAGE

*Plain 14*  
*Liscia 14*



VINTAGE

*Plain 28*  
*Liscia 28*



VINTAGE

*Plain 10*  
*Liscia 10*



VINTAGE

*Plain 32*  
*Liscia 32*




VINTAGE

*Plain 36*  
*Liscia 36*



VINTAGE

*Plain 27*  
*Liscia 27*



VINTAGE


*Plain 34*  
*Liscia 34*



VINTAGE

*Plain 39*  
*Liscia 39*

**DENIM**  
VINTAGE LEATHER




**DENIM**

CAT. B LEATHER  
CAT. B PELLE

*\*\* Quilted finishing not available\*\**  
*\*\* Non disponibile con finitura trapuntata\*\**


*Natural grain leather, nabuk handstained, mat lightened effect made by first quality European bulls. Resistant to oil and water spills. Thickness mm 1.*

Pelle fiore ritoccato, grana naturale, nabuccato, effetto schiarente opaco realizzata su tori europei di prima scelta, resistente ai liquidi a base oleosa e acquosa. Spessore mm 1.




DENIM

*Plain Blu 50*  
*Liscia Blu 50*




DENIM

*Plain Jeans 45*  
*Liscia Jeans 45*



DENIM

*Plain Crete 47*  
*Liscia Crete 47*



DENIM

*Plain Brown 46*  
*Liscia Brown 46*



DENIM

*Plain Grey 48*  
*Liscia Grey 48*



DENIM

*Plain Tobacco 42*  
*Liscia Tobacco 42*


# ECOLEATHER

ECOLEATHER  
ECOPELLE

CAT. A Plain  
CAT. A Rhombus  
CAT. A Cannette  
CAT. A Liscia  
CAT. A Rombo  
CAT. A Cannè



*Made of PU / PVC on cotton satin. It has a "full grain leather" look, a soft and pleasant touch and a grain that is highlighted in a contrasting light opacity. The delicate coloring that focuses on natural colors, together with the resistance to abrasion and fire, make this article the ideal item for elegant and sophisticated environments, both in domestic and contract use.*

Realizzato in PVC/PU su raso di cotone presenta un aspetto tipo "pelle pieno fiore", con una mano morbida e piacevole ed una grana che si evidenzia in un leggerissimo contrasto di opacità. La coloritura delicata e calibrata sui colori naturali, assieme alle caratteristiche di resistenza all'abrasione ed al fuoco, rendono l'articolo ideale per ambienti eleganti e raffinati, sia domestici che contract.




ECOLEATHER

Plain 4.H.4  
Rhombus 4.H.4  
Cannette 4.H.4  
Liscia 4.H.4  
Rombo 4.H.4  
Cannè 4.H.4






ECOLEATHER

Plain 4.G.7  
Rhombus 4.G.7  
Cannette 4.G.7  
Liscia 4.G.7  
Rombo 4.G.7  
Cannè 4.G.7






ECOLEATHER

Plain 4.G.5  
Rhombus 4.G.5  
Cannette 4.G.5  
Liscia 4.G.5  
Rombo 4.G.5  
Cannè 4.G.5






ECOLEATHER

Plain 5.G.U  
Rhombus 5.G.U  
Cannette 5.G.U  
Liscia 5.G.U  
Rombo 5.G.U  
Cannè 5.G.U






ECOLEATHER

Plain 5.H.1  
Rhombus 5.H.1  
Cannette 5.H.1  
Liscia 5.H.1  
Rombo 5.H.1  
Cannè 5.H.1



ECOLEATHER

Plain 5.B.C  
Rhombus 5.B.C  
Cannette 5.B.C  
Liscia 5.B.C  
Rombo 5.B.C  
Cannè 5.B.C




ECOLEATHER

*Plain 7.E.L*  
*Rhombus 7.E.L*  
*Cannette 7.E.L*  
*Liscia 7.E.L*  
*Rombo 7.E.L*  
*Cannè 7.E.L*




ECOLEATHER

*Plain 6.M.4*  
*Rhombus 6.M.4*  
*Cannette 6.M.4*  
*Liscia 6.M.4*  
*Rombo 6.M.4*  
*Cannè 6.M.4*





ECOLEATHER

*Plain 2.D.G*  
*Rhombus 2.D.G*  
*Cannette 2.D.G*  
*Liscia 2.D.G*  
*Rombo 2.D.G*  
*Cannè 2.D.G*



ECOLEATHER

*Plain 2.E.2*  
*Rhombus 2.E.2*  
*Cannette 2.E.2*  
*Liscia 2.E.2*  
*Rombo 2.E.2*  
*Cannè 2.E.2*



ECOLEATHER

*Plain 8.H.3*  
*Rhombus 8.H.3*  
*Cannette 8.H.3*  
*Liscia 8.H.3*  
*Rombo 8.H.3*  
*Cannè 8.H.3*



ECOLEATHER

*Plain 2.E.B*  
*Rhombus 2.E.B*  
*Cannette 2.E.B*  
*Liscia 2.E.B*  
*Rombo 2.E.B*  
*Cannè 2.E.B*

# VELVET

VELVET  
VELLUTO

CAT. A Plain  
CAT. B Quilted Rhombus  
CAT. B Quilted Cannette  
CAT. A Unito  
CAT. B Rombo trapuntato  
CAT. B Canné trapuntato

Composition Composizione

100% POLYESTER

Width Altezza

140 cm

Weight Peso

430 gr/m

Martindale


50.000 cycles

Cleaning Instructions Istruzioni di lavaggio





Country of origin Paese d'origine

ITA





VELVET

Plain White Ros 101  
Rhombus White Ros 101  
Cannette White Ros 101  
Unito White Ros 101  
Rombo White Ros 101  
Canné White Ros 101




VELVET

Plain Lion Sam 02  
Rhombus Lion Sam 02  
Cannette Lion Sam 02  
Unito Lion Sam 02  
Rombo Lion Sam 02  
Canné Lion Sam 02





VELVET

Plain Teja Sam 12  
Rhombus Teja Sam 12  
Cannette Teja Sam 12  
Unito Teja Sam 12  
Rombo Teja Sam 12  
Canné Teja Sam 12





VELVET

Plain Cream Sam 01  
Rhombus Cream Sam 01  
Cannette Cream Sam 01  
Unito Cream Sam 01  
Rombo Cream Sam 01  
Canné Cream sam 01




VELVET

Plain Champagne Sam 13  
Rhombus Champagne Sam 13  
Cannette Champagne Sam 13  
Unito Champagne Sam 13  
Rombo Champagne Sam 13  
Canné Champagne Sam 13



VELVET

Plain Khaki Sam 03  
Rhombus Khaki Sam 03  
Cannette Khaki Sam 03  
Unito Khaki Sam 03  
Rombo Khaki Sam 03  
Canné Khaki Sam 03




VELVET

Plain Honey Ros 103  
Rhombus Honey Ros 103  
Cannette Honey Ros 103  
Unito Honey Ros 103  
Rombo Honey Ros 103  
Canné Honey Ros 103




VELVET

*Plain Rose Ros 107  
Rhombus Rose Ros 107  
Cannette Rose Ros 107  
Unito Rose Ros 107  
Rombo Rose Ros 107  
Cannè Rose Ros 107*





VELVET

*Plain Cipria Ros 130  
Rhombus Cipria Ros 130  
Cannette Cipria Ros 130  
Unito Cipria Ros 130  
Rombo Cipria Ros 130  
Cannè Cipria Ros 130*




VELVET

*Plain Lavanda Ros 132  
Rhombus Lavanda Ros 132  
Cannette Lavanda Ros 132  
Unito Lavanda Ros 132  
Rombo Lavanda Ros 132  
Cannè Lavanda Ros 132*





VELVET

*Plain Wine Sam 06  
Rhombus Wine Sam 06  
Cannette Wine Sam 06  
Unito Wine Sam 06  
Rombo Wine Sam 06  
Cannè Wine Sam 06*




VELVET

*Plain Bordeaux Sam 05  
Rhombus Bordeaux Sam 05  
Cannette Bordeaux Sam 05  
Unito Bordeaux Sam 05  
Rombo Bordeaux Sam 05  
Cannè Bordeaux Sam 05*





VELVET

*Plain Chocolate Sam 04  
Rhombus Chocolate Sam 04  
Cannette Chocolate Sam 04  
Unito Chocolate Sam 04  
Rombo Chocolate Sam 04  
Cannè Chocolate Sam 04*




VELVET

*Plain Brown Ros 123  
Rhombus Brown Ros 123  
Cannette Brown Ros 123  
Unito Brown Ros 123  
Rombo Brown Ros 123  
Cannè Brown Ros 123*




VELVET

*Plain Corallo Ros 126  
Rhombus Corallo Ros 126  
Cannette Corallo Ros 126  
Unito Corallo Ros 126  
Rombo Corallo Ros 126  
Cannè Corallo Ros 126*





VELVET

*Plain Zafferano Ros 135  
Rhombus Zafferano Ros 135  
Cannette Zafferano Ros 135  
Unito Zafferano Ros 135  
Rombo Zafferano Ros 135  
Cannè Zafferano Ros 135*




VELVET

*Plain Salvia Ros 116  
Rhombus Salvia Ros 116  
Cannette Salvia Ros 116  
Unito Salvia Ros 116  
Rombo Salvia Ros 116  
Cannè Salvia Ros 116*




VELVET

*Plain Safira Sam 09  
Rhombus Safira Sam 09  
Cannette Safira Sam 09  
Unito Safira Sam 09  
Rombo Safira Sam 09  
Cannè Safira Sam 09*



VELVET

*Plain Dark Blue Sam 10  
Rhombus Dark Blue Sam 10  
Cannette Dark Blue Sam 10  
Unito Dark Blue Sam 10  
Rombo Dark Blue Sam 10  
Cannè Dark Blue Sam 10*






VELVET

*Plain Smeraldo Ros 118  
Rhombus Smeraldo Ros 118  
Cannette Smeraldo Ros 118  
Unito Smeraldo Ros 118  
Rombo Smeraldo Ros 118  
Cannè Smeraldo Ros 118*



VELVET

*Plain Light Blue Sam 14  
Rhombus Light Blue Sam 14  
Cannette Light Blue Sam 14  
Unito Light Blue Sam 14  
Rombo Light Blue Sam 14  
Cannè Light Blue Sam 14*








VELVET

*Plain Deep Blue Sam 11  
Rhombus Deep Blue Sam 11  
Cannette Deep Blue Sam 11  
Unito Deep Blue Sam 11  
Rombo Deep Blue Sam 11  
Cannè Deep Blue Sam 11*



VELVET

*Plain Pearl Ros 109  
Rhombus Pearl Ros 109  
Cannette Pearl Ros 109  
Unito Pearl Ros 109  
Rombo Pearl Ros 109  
Cannè Pearl Ros 109*



VELVET

Plain Anthracite Ros 138  
Rhombus Anthracite Ros 138  
Cannette Anthracite Ros 138  
Unito Anthracite Ros 138  
Rombo Anthracite Ros 138  
Cannè Anthracite Ros 138



VELVET

Plain Black Sam 08  
Rhombus Black Sam 08  
Cannette Black Sam 08  
Unito Black Sam 08  
Rombo Black Sam 08  
Cannè Black Sam 08

**NUAGE**

CAT B. LUXURY VELVET  
CAT. B VELLUTO LUXURY

Composition Composizione  
60% VI, 31% CO, 9% POLYESTER  
Width Altezza  
140 cm  
Weight Peso  
680 gr/m  
Martindale Flock  
25.000 cycles  
Martindale Velvet  
80.000 cycles  
Cleaning Instructions Istruzioni di lavaggio



Country of origin Paese d'origine  
ITA




Kana Armchair in Nuage 511 Velvet  
Kana Poltrona in velluto Nuage 511



NUAGE

Velvet 511  
Velluto 511



NUAGE


Velvet 34  
Velluto 34



## SHINE

CAT. C EXCLUSIVE FABRICS  
CAT. C TESSUTI EXCLUSIVE

*Composition* Composizione  
63 % CV 26 % CO 11 % SE (PILE 85% CV 15% SE)  
*Martindale*  
50.000 cycles  
*Cleaning Instructions* Istruzioni di lavaggio  
☒☒☒☒☒☒☒☒☒☒



SHINE  
WHITE LAMINA ORO  
007



SHINE  
SMOKE LAMINA ORO  
015



SHINE  
ROSE LAMINA ORO  
012




SHINE  
FANGO LAMINA ORO  
009



SHINE  
BEIGE LAMINA ORO  
016



SHINE  
BOIS DE ROSE LAMINA ORO  
029




SHINE  
LAGO LAMINA ORO  
021

## AFRODITE

CAT. C EXCLUSIVE FABRICS  
CAT. C TESSUTI EXCLUSIVE

*Composition* Composizione  
46% CV 29% CO 12% LI 8% PAN 2% PES  
2% SE 1% PA  
*Martindale* 35.000 cycles  
*Cleaning Instructions* Istruzioni di lavaggio  
☒☒☒☒☒☒☒☒☒☒



AFRODITE  
AVORIO  
001



AFRODITE  
FICELLE  
002



AFRODITE  
JUTE  
003




AFRODITE  
QUASINERO  
004


## PRINCE

CAT. C EXCLUSIVE FABRICS  
CAT. C TESSUTI EXCLUSIVE

*Composition* Composizione  
56% CO 30% CV 14% LI  
*Martindale*  
35.000 cycles  
*Cleaning Instructions* Istruzioni di lavaggio  
☒☒☒☒☒☒☒☒☒☒




PRINCE  
DUNA  
002



PRINCE  
MARCASSIN  
003


## BOUCLÉ

CAT. B. LUXURY FABRICS  
CAT. B TESSUTI LUX

Composition Composizione  
56 % CO, 22 % PES, 18 % PC, 4 % PA  
Martindale  
40.000 cycles  
Cleaning Instructions Istruzioni di lavaggio  
  
Country of origin Paese d'origine  
ITA



BOUCLÉ  
0249




BOUCLÉ  
0789



BOUCLÉ  
0681



BOUCLÉ  
1111



BOUCLÉ  
0905



BOUCLÉ  
0133




BOUCLÉ  
0897



BOUCLÉ  
0573

## OCEAN

CAT. B. LUXURY FABRICS  
CAT. B TESSUTI LUX

Composition Composizione  
76 % CO, 24 % PA  
Martindale  
50.000 cycles  
Cleaning Instructions Istruzioni di lavaggio  
  
Country of origin Paese d'origine  
ITA



OCEAN  
0438



OCEAN  
0634



OCEAN  
0536



OCEAN  
0830



OCEAN  
0928

## GRID

CAT B. LUXURY FABRICS  
CAT. B TESSUTI LUX

*Composition* Composizione  
36 % VI, 34 % CO, 10 % PES, 10 % LI, 10 % PC  
*Width* Altezza  
140 cm  
*Weight* Peso  
580 gr/m  
*Martindale*  
40.000 cycles  
*Cleaning Instructions* Istruzioni di lavaggio




*Country of origin* Paese d'origine  
ITA



Karab Armchair in Grid 0744 Fabric  
Karab Poltroncina in tessuto Grid 0744



GRID  
0253



GRID  
0744



GRID  
0589



GRID  
0685

## TWICE

CAT B. LUXURY FABRICS  
CAT. B TESSUTI LUX

*Composition* Composizione  
50 % CO, 25 % PC, 15 % PA, 10 % PES  
*Width* Altezza  
140 cm  
*Weight* Peso  
500 gr/m  
*Martindale*  
50.000 cycles  
*Cleaning Instructions* Istruzioni di lavaggio



*Country of origin* Paese d'origine  
ITA



TWICE  
2737




TWICE  
2431



TWICE  
2023



TWICE  
2839



TWICE  
3247

## HEXAGONAL

CAT B. LUXURY FABRICS  
CAT. B TESSUTI LUX

*Composition* Composizione  
35% VI, 32% CO, 13% PL, 10% LI, 10% AC  
*Width* Altezza  
140 cm  
*Weight* Peso  
500 gr/m  
*Martindale*  
46.000 cycles  
*Cleaning Instructions* Istruzioni di lavaggio



*Country of origin* Paese d'origine  
ITA



HEXAGONAL

0158



HEXAGONAL

0350



HEXAGONAL

0298



HEXAGONAL

0405



HEXAGONAL

1237



HEXAGONAL

0953



HEXAGONAL

0865



*Audrey M in Hexagonal 0953 fabric*  
Audrey M in tessuto Hexagonal 0953

# GOLD

CAT. A POLYSILK  
CAT. A POLISETA

*Composition* Composizione  
Silk effect, 100% POLYESTER  
*Width* Altezza  
140 cm  
*Weight* Peso  
200 gr/m  
*Martindale*  
25.000 cycles  
*Cleaning Instructions* Istruzioni di lavaggio



*Country of origin* Paese d'origine  
ITA



POLYSILK  
.GO 21




POLYSILK  
.GO 1003




POLYSILK  
.GO 11



POLYSILK  
.GO 104



1013



16



307




17




302

POLYSILK  
.GO 1013  
.GO 16  
.GO 302




18


POLYSILK  
.GO 307  
.GO 17  
.GO 18




1011




2001



101




12



102

POLYSILK  
.GO 1011  
.GO 2001  
.GO 102



14

POLYSILK  
.GO 101  
.GO 12  
.GO 14

**VENEERS**  
ESSENZE



**MATERIALS 01**

VENEERS  
ESSENZE

*I legni utilizzati sono di prima scelta, stagionati ed essiccati naturalmente. L'azienda utilizza supporti di listellare di pioppo e per le finiture laccate lucide al poliestere supporti in mdf per garantire il migliore effetto di finitura e brillantezza.*

We always use superior, naturally seasoned and dried woods. The company uses a base made of poplar blockboard and MDF baseboards for the gloss lacquered polyester finishes to ensure the best finishing and polishing effects.


**CAPITAL®**



*Ebony*  
Ebano



*Eucaliptus Frisé*  
Eucalipto Frisé




*Beige Taupe Lacquered*  
Laccato Beige Taupe



*Rosewood*  
Palissandro



*Canaletto Walnut*  
Noce Canaletto



*Black Lacquered*  
Laccato Nero

***\*\*Only for contract or project use\*\****  
***\*\*Solo per contract o progetti\*\****



*Ebony · Recomposed wood*  
Ebano · Legno Precomposto

***\*\*Custom finishing on request\*\****  
***\*\*Finiture personalizzabili su richiesta cliente\*\****



*Wengé*  
Recomposed wood  
Legno Precomposto

*Rovere · Oak*  
Recomposed wood  
Legno Precomposto

*Noce · Walnut*  
Recomposed wood  
Legno Precomposto

## METAL FINISHES

FINITURE METALLICHE



## MATERIALS 02

METAL FINISHES  
FINITURE METALLICHE

*Tutte le parti metalliche subiscono un trattamento con bagno galvanico in vasche dedicate alle varie finiture al fine di garantire un eccellente risultato in termini di lucentezza e uniformità.*

All metal parts are treated with a galvanic bath in separate tanks for the various finishes to ensure an excellent result in terms of brightness and uniformity.



*Aristo Coffee Service Tables in Polished Chrome*  
Aristo Tavolo basso e servitori in Cromo Lucido




Mat Gold  
Oro Opaco



Polished Brass  
Bronzo Lucido



Polished Chrome  
Cromo Lucido



Polished Spotted Pewter  
Peltro Lucido Macchiato

# MARBLES

MARMI



## MATERIALS 03

MARBLES  
MARMI

*All marbles we use come from italian marble quarries and we select the best blocks that will afterwards be treated right here by our seat.*

Tutti i marmi utilizzati provengono da cave italiane e vengono selezionati i blocchi di prima scelta, che vengono lavorati internamente in un'area dedicata per garantire la miglior finitura e lucidatura.



*Eclectic Table in Lasa Vena Oro Marble*  
Eclectic tavolo in marmo Lasa Vena Oro



=====  
*Lasa Vena Oro*  
Lasa Vena Oro



=====  
*Calacatta Oro*  
Calacatta Oro



=====  
*Sahara Noir*  
Sahara Noir




=====  
*Grigio Orobico*  
Grigio Orobico



**MARBLES**  
MARMÍ



**MATERIALS 03**  
MARBLES  
MARMÍ




=====  
*Marquinia*  
Marquinia




=====  
*Emperador*  
Emperador



=====  
*Bianco Carrara*  
Bianco Carrara



=====  
*Verde Guatemala*  
Verde Guatemala



=====  
*Rosso Lepanto*  
Rosso Lepanto



=====  
*Taj Majal*  
Taj Majal

## TECHNICAL SECTION

SEZIONE TECNICA DEI PRODOTTI



**ALLURE**  
ARMCHAIR  
DESIGN BOATTOMARTINO STUDIO  
*Wooden frame.  
Undeformable polyurethane foam padding  
of different densities.*  
Size (cm) L 100 D 85 H 84  
H seat (cm) 42 | H arm (cm) 72  
Weight (Kg) 56 | Vol (m<sup>3</sup>) 1



**ALLURE**  
SOFA  
DESIGN BOATTOMARTINO STUDIO  
*Wooden frame.  
Undeformable polyurethane foam padding  
of different densities.*  
Size (cm) L 260 D 85 H 84  
H seat (cm) 42 | H arm (cm) 72  
Weight (Kg) 130 | Vol (m<sup>3</sup>) 2,5



**BON TON**  
ARMCHAIR  
DESIGN BOATTOMARTINO STUDIO  
*Wooden frame.  
Undeformable polyurethane foam padding  
of different densities.*  
Size (cm) L 90 D 85 H 86  
H seat (cm) 44 | H arm (cm) 86  
Weight (Kg) 35 | Vol (m<sup>3</sup>) 1



**BON TON**  
SOFA  
DESIGN BOATTOMARTINO STUDIO  
*Wooden frame.  
Undeformable polyurethane foam padding  
of different densities.*  
Size (cm) L 270 D 110 H 86  
H seat (cm) 44 | H arm (cm) 86  
Weight (Kg) 160 | Vol (m<sup>3</sup>) 2,6



**GRAND**  
ARMCHAIR  
DESIGN BOATTOMARTINO STUDIO  
*Wooden frame.  
Undeformable polyurethane foam padding  
of different densities. Steel details.*  
Size (cm) L 115 D 103 H 67  
H seat (cm) 42 | H arm (cm) 67  
Weight (Kg) 50 | Vol (m<sup>3</sup>) 0,8



**GRAND 2P**  
SOFA  
DESIGN BOATTOMARTINO STUDIO  
*Wooden frame.  
Undeformable polyurethane foam padding  
of different densities. Steel details.*  
Size (cm) L 230 D 103 H 67  
H seat (cm) 42 | H arm (cm) 67  
Weight (Kg) 125 | Vol (m<sup>3</sup>) 1,5





**KAZAR**  
POUF  
DESIGN CAPITAL CREATIVE LAB

Wooden frame.  
Undeformable polyurethane foam padding  
of different densities.

Size (cm) DIAM 80 H 42  
Weight (Kg) 16 | Vol (m<sup>3</sup>) 0,4



**LINCOLN**  
COFFEE TABLE  
DESIGN BOATTOMARTINO STUDIO

Wooden top. Marble insert.  
Steel detail and leg.

Size (cm) L 150 D 90 H 40  
Weight (Kg) 35 | Vol (m<sup>3</sup>) 0,6



**ARISTO XQ**  
COFFEE TABLE  
DESIGN CAPITAL CREATIVE LAB

Steel basement.  
Wooden top.

Size L 90 D 90 H 35 (cm)  
Weight (Kg) 46 | Vol (m<sup>3</sup>) 0,5



**KIRON**  
SERVICE TABLE  
DESIGN CAPITAL CREATIVE LAB

Wooden or marble top.  
Lacquered wooden basement. Steel details.

DIAM 60 H 55  
Weight (Kg) 17 | Vol (m<sup>3</sup>) 0,4



**COOKIE 50**  
SERVICE TABLE  
DESIGN BOATTOMARTINO STUDIO

Wooden frame.  
Undeformable polyurethane foam padding  
of different densities.

Size (cm) DIAM 50 H 60  
Weight (Kg) 19 | Vol (m<sup>3</sup>) 0,3



**ARISTO M**  
SERVICE TABLE  
DESIGN CAPITAL CREATIVE LAB

Steel basement.  
Wooden top.

Size DIAM 60 H 54 (cm)  
Weight (Kg) 18 | Vol (m<sup>3</sup>) 0,3



**MUST**  
COFFEE TABLE  
DESIGN CAPITAL CREATIVE LAB

Wooden tops.  
Steel basement.

Size (cm) L 160 D 90 H 44  
Weight (Kg) 35 | Vol (m<sup>3</sup>) 0,7



**BLACK TIE D90**  
COFFEE TABLE  
DESIGN CAPITAL CREATIVE LAB

Wooden frame.  
Steel details.

Size DIAM 90 H 45 (cm)  
Weight (Kg) 23 | Vol (m<sup>3</sup>) 0,4



**COOKIE 100**  
COFFEE TABLE  
DESIGN BOATTOMARTINO STUDIO

Wooden frame.  
Undeformable polyurethane foam padding  
of different densities.

Size (cm) DIAM 100 H 41  
Weight (Kg) 30 | Vol (m<sup>3</sup>) 0,5



**ARISTO L**  
SERVICE TABLE  
DESIGN CAPITAL CREATIVE LAB

Steel basement.  
Wooden top.

Size DIAM 80 H 54 (cm)  
Weight (Kg) 26 | Vol (m<sup>3</sup>) 0,4



**MUST**  
SERVICE TABLE  
DESIGN CAPITAL CREATIVE LAB

Wooden tops.  
Steel basement.

Size (cm) L 90 D 90 H 44  
Weight (Kg) 28 | Vol (m<sup>3</sup>) 0,4



**BLACK TIE D70**  
SERVICE TABLE  
DESIGN CAPITAL CREATIVE LAB

Wooden frame.  
Steel details.

DIAM 70 H 55  
Weight (Kg) 20 | Vol (m<sup>3</sup>) 0,3



**JEWEL 70**  
SERVICE TABLE  
DESIGN BOATTOMARTINO STUDIO

Wooden frame and top.  
Steel detail.

Size (cm) DIAM 70 H 52  
Weight (Kg) 16 | Vol (m<sup>3</sup>) 0,4



**ARISTO XL**  
COFFEE TABLE  
DESIGN CAPITAL CREATIVE LAB

Steel basement.  
Wooden top.

Size DIAM 120 H 35 (cm)  
Weight (Kg) 34 | Vol (m<sup>3</sup>) 0,5



**ALIAS R**  
COFFEE TABLE  
DESIGN CAPITAL CREATIVE LAB

Steel legs.  
Wooden upper top.  
Tempered glass lower top.

Size (cm) L 142 D 72 H 46  
Weight (Kg) 28 | Vol (m<sup>3</sup>) 0,6



**ECLECTIC Q**  
COFFEE TABLE  
DESIGN CAPITAL CREATIVE LAB

Wooden or marble top.  
Steel legs.

Size (cm) L 130 D 130 H 37  
Weight (Kg) 25 | Vol (m<sup>3</sup>) 0,6



**JEWEL 90**  
COFFEE TABLE  
DESIGN BOATTOMARTINO STUDIO

Wooden frame and top.  
Steel detail.

Size (cm) DIAM 90 H 42  
Weight (Kg) 18 | Vol (m<sup>3</sup>) 0,5



**ARISTO MQ**  
SERVICE TABLE  
DESIGN CAPITAL CREATIVE LAB

Steel basement.  
Wooden top.

Size L 47 D 47 H 54 (cm)  
Weight (Kg) 19 | Vol (m<sup>3</sup>) 0,3



**ALIAS Q**  
COFFEE TABLE  
DESIGN CAPITAL CREATIVE LAB

Steel legs.  
Wooden upper top.  
Tempered glass lower top.

Size (cm) L 72 D 72 H 46  
Weight (Kg) 28 | Vol (m<sup>3</sup>) 0,4



**ECLECTIC R**  
COFFEE TABLE  
DESIGN CAPITAL CREATIVE LAB

Wooden or marble top.  
Steel legs.

Size (cm) L 150 D 90 H 37  
Weight (Kg) 23 | Vol (m<sup>3</sup>) 0,6



**QUADRO**  
COFFEE TABLE  
DESIGN BOATTOMARTINO STUDIO

Wooden frame and top.  
Steel detail.

Size (cm) L 140 D 140 H 36  
Weight (Kg) 90 | Vol (m<sup>3</sup>) 0,7



**ARISTO LQ**  
SERVICE TABLE  
DESIGN CAPITAL CREATIVE LAB

Steel basement.  
Wooden top.

Size L 62 D 62 H 54 (cm)  
Weight (Kg) 29 | Vol (m<sup>3</sup>) 0,4



**ALMA**  
SERVICE TABLE  
DESIGN CAPITAL CREATIVE LAB

Wooden top.  
Lacquered wooden base.  
Steel details.

Size DIAM 60 H 48 (cm)  
Weight (Kg) 15 | Vol (m<sup>3</sup>) 0,2



**KHERO**  
SERVICE TABLE  
DESIGN CAPITAL CREATIVE LAB

Steel frame.  
Glass top with bronze finishing.

Size (cm) DIAM 50 H 52  
Weight (Kg) 12 | Vol (m<sup>3</sup>) 0,6



**KONGS S**  
SERVICE TABLE  
DESIGN CAPITAL CREATIVE LAB

Wooden frame.  
Lacquered central column.  
Size (cm) DIAM 70 H 65  
Weight (Kg) 20 | Vol (m<sup>3</sup>) 0,4



**KORP**  
COFFEE TABLE  
DESIGN CAPITAL CREATIVE LAB

Wooden tops.  
Steel spheres and lacquered legs.  
Size (cm) L 160 D 80 H 38  
Weight (Kg) 57 | Vol (m<sup>3</sup>) 0,7



**KORP END**  
SERVICE TABLE  
DESIGN CAPITAL CREATIVE LAB

Wooden tops.  
Steel spheres and lacquered legs.  
Size (cm) L 40 D 40 H 92  
Weight (Kg) 16 | Vol (m<sup>3</sup>) 0,2



**KOUNTACH L**  
COFFEE TABLE  
DESIGN CAPITAL CREATIVE LAB

Wooden frame. Steel basement.  
Central top in black lacquered glass.  
One central drawer and two lateral cases for bottles or magazines.  
Size (cm) L 100 D 100 H 35  
Weight (Kg) 45 | Vol (m<sup>3</sup>) 0,4



**KOUNTACH XL**  
COFFEE TABLE  
DESIGN CAPITAL CREATIVE LAB

Wooden frame. Steel basement.  
Central top in black lacquered glass.  
One central drawer and two lateral cases for bottles or magazines.  
Size (cm) L 150 D 60 H 35  
Weight (Kg) 62 | Vol (m<sup>3</sup>) 0,5



**KOVAL**  
COFFEE TABLE  
DESIGN CAPITAL CREATIVE LAB

Wooden frame.  
Lacquered details.  
Size (cm) L 160 D 80 H 42  
Weight (Kg) 45 | Vol (m<sup>3</sup>) 0,8



**KOVAL T**  
COFFEE TABLE  
DESIGN CAPITAL CREATIVE LAB

Wooden frame.  
Lacquered details.  
Size (cm) D 120 H 42  
Weight (Kg) 45 | Vol (m<sup>3</sup>) 0,5



**KROSS**  
COFFEE TABLE  
DESIGN CAPITAL CREATIVE LAB

Wooden top.  
Steel base.  
Size (cm) L 160 D 90 H 42  
Weight (Kg) 42 | Vol (m<sup>3</sup>) 0,7



**KROSS**  
SERVICE TABLE  
DESIGN CAPITAL CREATIVE LAB

Wooden top.  
Steel base.  
Size (cm) L 60 D 60 H 60  
Weight (Kg) 18 | Vol (m<sup>3</sup>) 0,32



**NUAGE**  
SERVICE TABLE  
DESIGN CAPITAL CREATIVE LAB

Wooden or marble top.  
Steel base.  
Size DIAM 61 H 62 (cm)  
Weight (Kg) 20 | Vol (m<sup>3</sup>) 0,32



**NUAGE**  
COFFEE TABLE  
DESIGN CAPITAL CREATIVE LAB

Wooden or marble top.  
Steel base.  
Size (cm) DIAM 121 H 44  
Weight (Kg) 30 | Vol (m<sup>3</sup>) 0,6



**PRISMA**  
SIDEBOARD  
DESIGN BOATTOMARTINO STUDIO  
Wooden structure. Steel legs and handles.  
Four doors in black lacquered glass with internal glass shelves.  
Size (cm) L 220 D 50 H 89  
H leg (cm) 30  
Weight (Kg) 150 | Vol (m<sup>3</sup>) 1



**MATCH**  
SIDEBOARD  
DESIGN BOATTOMARTINO STUDIO  
Wooden structure. Steel legs and handles.  
Wooden doors with internal shelves.  
Size (cm) L 228 D 51 H 90  
H leg (cm) 30  
Weight (Kg) 140 | Vol (m<sup>3</sup>) 1



**ECLETIC XL**  
SIDEBOARD  
DESIGN CAPITAL CREATIVE LAB  
Wooden structure. Steel legs and handles.  
Wooden or leather doors with internal glass shelves.  
Size (cm) L 220 D 50 H 89  
H leg (cm) 35  
Weight (Kg) 130 | Vol (m<sup>3</sup>) 1



**HUG L**  
SIDEBOARD  
DESIGN LUCA SCACCHETTI  
Wooden structure. Steel base and handles.  
Two sliding doors. Three shelves.  
Size (cm) L 220 D 50 H 80  
H leg (cm) 20  
Weight (Kg) 130 | Vol (m<sup>3</sup>) 1



**HUG XXL**  
SIDEBOARD  
DESIGN LUCA SCACCHETTI  
Wooden structure.  
Steel base.  
Four frontal doors with internal shelf.  
Size (cm) L 240 D 50 H 80  
H leg (cm) 20  
Weight (Kg) 140 | Vol (m<sup>3</sup>) 1,5



**KORP**  
SIDEBOARD  
DESIGN CAPITAL CREATIVE LAB  
Wooden structure. Four vains with internal shelf.  
Steel spheres and details.  
Size (cm) L 200 D 55 H 90  
H leg (cm) 31,5  
Weight (Kg) 185 | Vol (m<sup>3</sup>) 1,6



PRISMA  
CABINET

DESIGN BOATTOMARTINO STUDIO  
Wooden structure. Steel legs and handles.  
Four doors in black laquered glass  
with internal glass shelves.  
Size (cm) L 111 D 50 H 147  
H leg (cm) 30  
Weight (Kg) 150 | Vol (m<sup>3</sup>) 1



KALISPERA XXL  
CABINET

DESIGN CAPITAL CREATIVE LAB  
Bookcase with TV unit composed by two  
side vains with shelves. Lower closed cases.  
Central space with sliding door, shelves, TV  
vain and two drawers.  
Size (cm) L 348 D 48 H 210  
Weight (Kg) 380 | Vol (m<sup>3</sup>) 2,5



VENERE  
WALK-IN CLOSET  
DESIGN CAPITAL CREATIVE LAB  
CUSTOMIZED ON CLIENT REQUEST.  
Wooden structure. Profiles in steel and  
frame in leather. Composed by containers  
and accessories to specific functions: trays,  
drawers, shoe racks, trouser and shirt unit.  
Size (cm) L 250 D 60 H 265  
Weight (Kg) 250 | Vol (m<sup>3</sup>) 4,1



KORP K  
CONSOLLE  
DESIGN CAPITAL CREATIVE LAB  
Wooden tops. Steel spheres.  
Black laquered legs.  
Size (cm) L 160 D 40 H 82  
Weight (Kg) 65 | Vol (m<sup>3</sup>) 0,6



CHARME 2D  
CABINET

DESIGN LUCA SCACCHETTI  
Wooden structure, steel legs and handles.  
Composed by two doors, internal shelves,  
extension push-pull drawer and shelf.  
Size (cm) L 100 D 50 H 139  
H leg (cm) 45  
Weight (Kg) 140 | Vol (m<sup>3</sup>) 1,6



HERA  
BOOKCASE  
DESIGN CAPITAL CREATIVE LAB  
CUSTOMIZED ON CLIENT REQUEST.  
Wooden frame. Handles and details in steel.  
Bookcase by wooden open vains, TV back  
panel covered in leather. N. 6 doors with  
internal shelf.  
Size (cm) L 390 D 40 H 246  
Weight (Kg) 350 | Vol (m<sup>3</sup>) 4,5



GRAND L  
CONSOLLE  
DESIGN BOATTOMARTINO STUDIO  
Wooden top.  
Steel legs.  
Size (cm) L 160 D 45 H 75  
Weight (Kg) 70 | Vol (m<sup>3</sup>) 0,6



MAJESTIC  
CONSOLLE  
DESIGN CAPITAL CREATIVE LAB  
Wooden frame. Leather sides.  
Steel details.  
Central open vain with mirror.  
Size (cm) L 150 D 50 H 81  
Weight (Kg) 70 | Vol (m<sup>3</sup>) 0,7



HUG  
CABINET  
DESIGN LUCA SCACCHETTI  
Wooden structure. Steel details and handles.  
Four wooden shelves.  
Lower vain internal shelf, closed by two  
doors.  
Size (cm) L 126 D 40 H 220  
Weight (Kg) 195 | Vol (m<sup>3</sup>) 1,3



KOKKO LIVING  
CABINET  
DESIGN CAPITAL CREATIVE LAB  
Cabinet composed by eight doors: four in  
wood and four upholstered with leather,  
each with internal shelf. Leather details. Two  
wooden open vains with shelves and mirror  
on the back. Steel details. Two led lights.  
Size (cm) L 368 D 45 H 220  
Weight (Kg) 430 | Vol (m<sup>3</sup>) 3,7



GRAND XL  
CONSOLLE  
DESIGN BOATTOMARTINO STUDIO  
Wooden top.  
Steel legs.  
Size (cm) L 160 D 45 H 83  
Weight (Kg) 70 | Vol (m<sup>3</sup>) 0,6



TRILOGY  
CONSOLLE  
DESIGN BOATTOMARTINO STUDIO  
Wooden frame.  
Steel details. Three drawers.  
Size (cm) L 140 D 50 H 80  
Weight (Kg) 70 | Vol (m<sup>3</sup>) 0,7



HUG TV UNIT  
CABINET  
DESIGN CAPITAL CREATIVE LAB  
Wooden structure. Steel details and handles.  
Four wooden shelves.  
Lower vain internal shelf, closed by four  
doors.  
Size (cm) L 247 D 55 H 220  
Weight (Kg) 350 | Vol (m<sup>3</sup>) 3



ATHENA  
WALL SYSTEM  
DESIGN CAPITAL CREATIVE LAB  
CUSTOMIZED ON CLIENT REQUEST.  
Wooden frame. Handles and details in steel.  
Composed by two parts with wooden open  
vains and exhibit windows upholstered in  
leather.  
Size (cm) L 404 D 35 H 406  
Weight (Kg) 615 | Vol (m<sup>3</sup>) 5,8



CARISMA  
CONSOLLE  
DESIGN CAPITAL CREATIVE LAB  
Wooden top.  
Steel legs.  
Size (cm) L 160 D 44 H 79  
Weight (Kg) 58 | Vol (m<sup>3</sup>) 0,6



JUBILEE  
CONSOLLE  
DESIGN CAPITAL CREATIVE LAB  
Wooden frame. Leather sides.  
Steel details.  
Central open vain with mirror.  
Size (cm) L 150 D 50 H 81  
Weight (Kg) 70 | Vol (m<sup>3</sup>) 0,8



GISELLE  
BOOKCASE  
DESIGN BOATTOMARTINO STUDIO  
Steel frame and details.  
Available wooden or steel panels.  
Size (cm) L 152 D 36 H 197  
Weight (Kg) 200 | Vol (m<sup>3</sup>) 1,1



JUBILEE  
WARDROBE  
DESIGN CAPITAL CREATIVE LAB  
Wooden structure. Steel details.  
Leather sides. Wooden internal shelf with  
dress holder and light. Two sides vains inside.  
Two push - pull drawers.  
Size (cm) L 180 D 62 H 205  
Weight (Kg) 195 | Vol (m<sup>3</sup>) 2



KARAMEL L  
CONSOLLE  
DESIGN CAPITAL CREATIVE LAB  
Wooden base and top.  
Steel legs.  
Size (cm) L 120 D 40 H 83  
Weight (Kg) 70 | Vol (m<sup>3</sup>) 0,8



KIA  
CONSOLLE  
DESIGN CAPITAL CREATIVE LAB  
Wooden frame.  
Steel details and handles.  
Three drawers.  
Size (cm) L 160 D 60 H 81  
Weight (Kg) 80 | Vol (m<sup>3</sup>) 0,65



KALISPERA  
CABINET  
DESIGN CAPITAL CREATIVE LAB  
Bookcase composed by central TV unit and  
two side vains with shelves. Available lateral  
lack glass and central wooden doors with  
steel handles.  
Size (cm) L 254 D 42 H 214  
Weight (Kg) 200 | Vol (m<sup>3</sup>) 2,4



KONDOR  
WARDROBE  
DESIGN CAPITAL CREATIVE LAB  
Four doors wooden cabinet.  
Two vains - in each two drawers, one dress  
holder with led light and two shelves.  
Size (cm) L 258 D 65 H 220  
Weight (Kg) 250 | Vol (m<sup>3</sup>) 3,8



KARAMEL XL  
CONSOLLE  
DESIGN CAPITAL CREATIVE LAB  
Wooden base and top.  
Steel legs.  
Size (cm) L 160 D 40 H 83  
Weight (Kg) 70 | Vol (m<sup>3</sup>) 0,8



ORION  
CONSOLLE  
DESIGN CAPITAL CREATIVE LAB  
Wooden frame. Finishing in leather.  
Profiles and handles in steel. Three drawers.  
Optional marble top.  
Size (cm) L 150 D 50 H 81  
Weight (Kg) 70 | Vol (m<sup>3</sup>) 0,7



**KANDY**  
CONSOLLE  
DESIGN CAPITAL CREATIVE LAB

Wooden frame. One open central vain with mirror. Two sides drawers (optional).

Size (cm) L 157 D 50 H 77  
Weight (Kg) 75 | Vol (m<sup>3</sup>) 0,8



**KANDY**  
CONSOLLE  
DESIGN CAPITAL CREATIVE LAB

Wooden frame. One open central vain with mirror.

Size (cm) L 157 D 50 H 77  
Weight (Kg) 70 | Vol (m<sup>3</sup>) 0,8



**KORAL**  
BENCH  
DESIGN CAPITAL CREATIVE LAB

Steel basement. Undeformable polyurethane foam padding of different densities.

Size (cm) L 90 D 46 H 38  
Weight (Kg) 13 | Vol (m<sup>3</sup>) 0,2



**GRAND**  
BENCH  
DESIGN BOATTOMARTINO STUDIO

Steel basement. Undeformable polyurethane foam padding of different densities.

Size (cm) L 120 D 52 H 42  
Weight (Kg) 18 | Vol (m<sup>3</sup>) 0,3



**KOSTA**  
BENCH  
DESIGN CAPITAL CREATIVE LAB

Wooden frame. Black lacquered legs. Undeformable polyurethane foam padding of different densities.

Size (cm) L 130 D 41 H 65  
Weight (Kg) 20 | Vol (m<sup>3</sup>) 0,5



**KORP**  
BENCH  
DESIGN CAPITAL CREATIVE LAB

Wooden frame. Steel details and spheres. Undeformable polyurethane foam padding of different densities.

Size (cm) L 100 D 50 H 40  
Weight (Kg) 18 | Vol (m<sup>3</sup>) 0,3



**PLIÉ**  
DINING TABLE  
DESIGN BOATTOMARTINO STUDIO

Wooden top. Details in steel.

Size (cm) L 240 D 110 H 77  
Weight (Kg) 235 | Vol (m<sup>3</sup>) 2,1



**ERCOLE**  
DINING TABLE  
DESIGN BOATTOMARTINO STUDIO

Top and base in marble. Details and profiles in steel.

Size (cm) DIAM 160 H 78  
Weight (Kg) 390 | Vol 1,5 (m<sup>3</sup>)



**CONVIVIO**  
DINING TABLE  
DESIGN BOATTOMARTINO STUDIO

Details and legs in steel. Available in marble or wooden top.

Size (cm) L 280 D 120 H 77  
Weight (Kg) 220 | Vol (m<sup>3</sup>) 1,9



**PRISMA**  
DINING TABLE  
DESIGN BOATTOMARTINO STUDIO

Basement and insert in steel. Wooden top.

Size (cm) L 260 D 110 H 77  
Weight (Kg) 150 | Vol (m<sup>3</sup>) 2,5



**TYCOON**  
DINING TABLE  
DESIGN CAPITAL CREATIVE LAB

Wooden structure. Steel details.

Size (cm) L 260 D 110 H 77  
Weight (Kg) 150 | Vol (m<sup>3</sup>) 2,5



**ECLECTIC**  
DINING TABLE  
DESIGN CAPITAL CREATIVE LAB

Steel basement. Top available in different materials.

Size (cm) L 260 D 100 H 76  
Weight (Kg) 160 | Vol (m<sup>3</sup>) 2



**CARISMA R**  
DINING TABLE  
DESIGN CAPITAL CREATIVE LAB

*Legs in steel.  
Wooden top.*  
Size (cm) L 220 D 110 H 77  
Weight (Kg) 120 | Vol (m<sup>3</sup>) 1,7



**MUST R**  
DINING TABLE  
DESIGN CAPITAL CREATIVE LAB

*Wooden top.  
Steel base.  
Top available in different materials.*  
Size (cm) L 260 D 110 H 75  
Weight (Kg) 100 | Vol (m<sup>3</sup>) 1,8



**DIVA H**  
STOOL  
DESIGN BOATTOMARTINO STUDIO  
*Wooden frame. Steel details.  
Undeformable polyurethane foam padding  
of different densities.*  
Size (cm) L 54 D 52 H 107  
H seat (cm) 75  
Weight (Kg) 14 | Vol (m<sup>3</sup>) 0,3



**KEATRIX S**  
ARMCHAIR  
DESIGN CAPITAL CREATIVE LAB  
*Wooden structure. Steel details.  
Undeformable polyurethane foam padding  
of different densities.*  
Size (cm) L 58 D 61 H 88  
H seat (cm) 49 | H arm (cm) 66  
Weight (Kg) 13 | Vol (m<sup>3</sup>) 0,4



**CARISMA Q**  
DINING TABLE  
DESIGN CAPITAL CREATIVE LAB

*Legs in steel.  
Wooden top.*  
Size (cm) L 150 D 150 H 77  
Weight (Kg) 125 | Vol (m<sup>3</sup>) 1,5



**KORP**  
DINING TABLE  
DESIGN CAPITAL CREATIVE LAB

*Wooden top and base.  
Steel details and sphere.  
Lacquered central elements.*  
Size (cm) DIAM 160 H 77  
Weight (Kg) 110 | Vol (m<sup>3</sup>) 1,3



**DIVA L**  
STOOL  
DESIGN BOATTOMARTINO STUDIO  
*Wooden frame. Steel details.  
Undeformable polyurethane foam padding  
of different densities.*  
Size (cm) L 54 D 52 H 97  
H seat (cm) 67  
Weight (Kg) 14 | Vol (m<sup>3</sup>) 0,3



**KEATRIX M**  
CHAIR  
DESIGN CAPITAL CREATIVE LAB  
*Wooden structure. Steel details.  
Undeformable polyurethane foam padding  
of different densities.*  
Size (cm) L 58 D 61 H 98  
Weight (Kg) 13 | Vol (m<sup>3</sup>) 0,4  
H seat (cm) 49



**ROCK T**  
DINING TABLE  
DESIGN CAPITAL CREATIVE LAB

*Wooden frame.  
Profiles and details in steel.  
Base upholstered with leather.*  
Size (cm) DIAM 180 H 75  
Weight (Kg) 170 | Vol (m<sup>3</sup>) 1,2



**KONG**  
DINING TABLE  
DESIGN CAPITAL CREATIVE LAB

*Wooden frame.  
Mdf lacquered base.*  
Size (cm) DIAM 180 H 78  
Weight (Kg) 110 | Vol (m<sup>3</sup>) 1,3



**DIVA S\B**  
CHAIR  
DESIGN BOATTOMARTINO STUDIO  
*Wooden frame. Steel details.  
Undeformable polyurethane foam padding  
of different densities.*  
Size (cm) L 58 D 57 H 90  
H seat (cm) 46  
Weight (Kg) 14 | Vol (m<sup>3</sup>) 0,3



**KEATRIX L**  
ARMCHAIR  
DESIGN CAPITAL CREATIVE LAB  
*Wooden structure. Steel details.  
Undeformable polyurethane foam padding  
of different densities.*  
Size (cm) L 58 D 61 H 98  
H seat (cm) 49 | H arm (cm) 66  
Weight (Kg) 15 | Vol (m<sup>3</sup>) 0,4



**ROCK T**  
DINING TABLE  
DESIGN CAPITAL CREATIVE LAB

*Wooden frame.  
Profiles and details in steel.  
Base upholstered with leather.*  
Size (cm) DIAM 250 H 75  
Weight (Kg) 260 | Vol (m<sup>3</sup>) 2,4



**KEMP T**  
DINING TABLE  
DESIGN CAPITAL CREATIVE LAB

*Structure in wood.  
Black lacquered base.*  
DIAM 180 D 77 (cm)  
Weight (Kg) 130 | Vol (m<sup>3</sup>) 1,3



**DIVA C\B**  
ARMCHAIR  
DESIGN BOATTOMARTINO STUDIO  
*Wooden frame. Steel details.  
Undeformable polyurethane foam padding  
of different densities.*  
Size (cm) L 58 D 57 H 90  
H seat (cm) 46 | H arm (cm) 65  
Weight (Kg) 15 | Vol (m<sup>3</sup>) 0,3



**KLOSE M**  
CHAIR  
DESIGN CAPITAL CREATIVE LAB  
*Wooden structure.  
Undeformable polyurethane foam padding  
of different densities.*  
Size (cm) L 62 D 60 H 105  
H seat (cm) 46  
Weight (Kg) 12 | Vol (m<sup>3</sup>) 0,4



**ROCK R**  
DINING TABLE  
DESIGN CAPITAL CREATIVE LAB

*Wooden frame.  
Profiles and details in steel.  
Base upholstered with leather.*  
Size (cm) L 280 D 120 H 77  
Weight (Kg) 275 | Vol (m<sup>3</sup>) 1,8



**KEMP**  
DINING TABLE  
DESIGN CAPITAL CREATIVE LAB

*Structure in wood.  
Black lacquered base.*  
Size (cm) L 300 D 120 H 77  
Weight (Kg) 210 | Vol (m<sup>3</sup>) 1,2



**MADAME C\B**  
ARMCHAIR  
DESIGN LUCA SCACCHETTI  
*Wooden frame. Steel details.  
Undeformable polyurethane foam padding  
of different densities.*  
Size (cm) L 58 D 60 H 89  
H seat (cm) 48 | H arm (cm) 59  
Weight (Kg) 12 | Vol (m<sup>3</sup>) 0,3



**KLOSE L**  
ARMCHAIR  
DESIGN CAPITAL CREATIVE LAB  
*Wooden frame. Steel details.  
Undeformable polyurethane foam padding  
of different densities.*  
Size (cm) L 62 D 60 H 105  
H seat (cm) 46 | H arm (cm) 65  
Weight (Kg) 14 | Vol (m<sup>3</sup>) 0,5



**MUST T**  
DINING TABLE  
DESIGN CAPITAL CREATIVE LAB

*Wooden top.  
Steel base.  
Top available in different materials.*  
DIAM 160 H 77  
Weight (Kg) 90 | Vol (m<sup>3</sup>) 1,3



**MADAME S\B**  
CHAIR  
DESIGN LUCA SCACCHETTI  
*Wooden frame. Steel details.  
Undeformable polyurethane foam padding  
of different densities.*  
Size (cm) L 58 D 60 H 89  
H seat (cm) 48  
Weight (Kg) 11 | Vol (m<sup>3</sup>) 0,3



**KARAB**  
CHAIR  
DESIGN CAPITAL CREATIVE LAB  
*Wooden frame.  
Undeformable polyurethane foam padding  
of different densities.*  
Size (cm) L 58 D 60 H 105  
H seat (cm) 50  
Weight (Kg) 12 | Vol (m<sup>3</sup>) 0,4





**KADIM**  
ARMCHAIR  
DESIGN CAPITAL CREATIVE LAB

*Wooden frame.  
Undeformable polyurethane foam padding  
of different densities.*

Size (cm) L 67 D 60 H 85  
H seat (cm) 47 | H arm 68  
Weight (Kg) 17 | Vol (m<sup>3</sup>) 0,4



**KANA**  
ARMCHAIR  
DESIGN CAPITAL CREATIVE LAB

*Wooden frame.  
Undeformable polyurethane  
foam padding of different densities.*

Size (cm) L 71 D 67 H 75  
H seat (cm) 46,5 | H arm 67,5  
Weight (Kg) 15 | Vol (m<sup>3</sup>) 0,5



**NINFEA**  
CHAIR  
DESIGN CAPITAL CREATIVE LAB

*Wooden frame. Steel details.  
Undeformable polyurethane foam padding  
of different densities.*

Size (cm) L 54 D 57 H 82  
H seat (cm) 46  
Weight (Kg) 15 | Vol (m<sup>3</sup>) 0,3



**OLIMPIA**  
WRITING DESK  
DESIGN BOATTOMARTINO STUDIO

*Wooden structure.  
Profiles and handles in steel.  
Two drawers.*

Size (cm) L 280 D 100 H 78  
Weight (Kg) 140 | Vol (m<sup>3</sup>) 2,2



**MONDRIAN**  
WRITING DESK  
DESIGN BOATTOMARTINO STUDIO

*Wooden structure.  
Profiles and handles in steel.  
Sideboard with three drawers.*

Size (cm) L 240 D 90 H 78  
Weight (Kg) 130 | Vol (m<sup>3</sup>) 1,7



**LINCOLN L**  
WRITING DESK  
DESIGN BOATTOMARTINO STUDIO

*Wooden structure.  
Profiles and handles in steel. Marble insert.  
Sideboard with three drawers.*

Size (cm) L 220 D 100 H 75  
Weight (Kg) 115 | Vol (m<sup>3</sup>) 2,0



**LINCOLN XL**  
WRITING DESK  
DESIGN BOATTOMARTINO STUDIO

*Wooden structure.  
Profiles and handles in steel. Marble insert.  
Sideboard with two sliding doors and  
shelves.*

Size (cm) L 220 D 240 H 75  
Weight (Kg) 250 | Vol (m<sup>3</sup>) 2,0



**TYCOON L**  
WRITING DESK  
DESIGN CAPITAL CREATIVE LAB

*Wooden structure. Steel details.  
Sideboard with three drawers.*

Size (cm) L 260 D 110 H 77  
Weight (Kg) 150 | Vol (m<sup>3</sup>) 1,6



**TYCOON XL**  
WRITING DESK  
DESIGN LUCA SCACCHETTI

*Wooden structure and steel details.  
Sideboard with two sliding doors,  
shelves and drawers.*

Size (cm) L 260 D 240 H 77  
Weight (Kg) 250 | Vol (m<sup>3</sup>) 2,1



**KUPER**  
WRITING DESK  
DESIGN CAPITAL CREATIVE LAB  
*Wooden top. Steel base. Leather top details. One drawer and two lateral openings.*  
Size (cm) L 160 D 75 H 78  
Weight (Kg) 80 | Vol (m<sup>3</sup>) 1,5



**KIRI**  
WRITING DESK  
DESIGN CAPITAL CREATIVE LAB  
*Wooden top. Steel details. Leather top details. One drawer.*  
Size (cm) L 183 D 85 H 82  
Weight (Kg) 80 | Vol (m<sup>3</sup>) 1,5



**KIRI ULTRA**  
WRITING DESK  
DESIGN CAPITAL CREATIVE LAB  
*Wooden top. Steel details. Leather top details. Three drawers.*  
Size (cm) L 235 D 110 H 82  
Weight (Kg) 160 | Vol (m<sup>3</sup>) 2,1



**KORP**  
WRITING DESK  
DESIGN CAPITAL CREATIVE LAB  
*Wooden frame. Details and spheres in steel. Two drawers.*  
Size (cm) L 220 D 110 H 78  
Weight (Kg) 110 | Vol (m<sup>3</sup>) 2,3



**EXPLORER XL**  
OFFICE ARMCHAIR  
DESIGN LUCA SCACCHETTI  
*Steel base with five wheels. Undeformable polyurethane foam padding of different densities. Swivel and reclinable armchair.*  
Size (cm) L 63 D 63 H 125  
H seat (cm) 60,5 | H arm (cm) 77,5  
Weight (Kg) 16 | Vol (m<sup>3</sup>) 0,6



**EXPLORER L**  
OFFICE ARMCHAIR  
DESIGN LUCA SCACCHETTI  
*Steel base with four elements. Undeformable polyurethane foam padding of different densities. Swivel armchair.*  
Size (cm) L 63 D 63 H 115  
H seat (cm) 47 | H arm (cm) 64  
Weight (Kg) 15 | Vol (m<sup>3</sup>) 0,5



**DIVA XL**  
OFFICE ARMCHAIR  
DESIGN BOATTOMARTINO STUDIO  
*Steel base with five wheels. Undeformable polyurethane foam padding of different densities. Swivel and reclinable armchair.*  
Size (cm) L 65 D 80 H 125  
H seat (cm) 48 | H arm (cm) 68  
Weight (Kg) 16 | Vol (m<sup>3</sup>) 0,6



**DIVA L**  
OFFICE ARMCHAIR  
DESIGN BOATTOMARTINO STUDIO  
*Steel base with five wheels. Undeformable polyurethane foam padding of different densities. Swivel and reclinable armchair.*  
Size (cm) L 58 D 57 H 115  
H seat (cm) 47 | H arm (cm) 65  
Weight (Kg) 16 | Vol (m<sup>3</sup>) 0,4



**KAPPA XL**  
ARMCHAIR  
DESIGN CAPITAL CREATIVE LAB  
*Steel frame. Underformable polyurethane foam padding in different densities.*  
Size (cm) L 64 D 63 H 105  
H seat (cm) 46 | arm (cm) 68  
Weight (Kg) 29 | Vol (m<sup>3</sup>) 0,5



**KAPPA L**  
ARMCHAIR  
DESIGN CAPITAL CREATIVE LAB  
*Steel frame. Undeformable polyurethane foam padding in different densities.*  
Size (cm) L 64 D 63 H 85  
H seat (cm) 46 | arm (cm) 68  
Weight (Kg) 26 | Vol (m<sup>3</sup>) 0,4



**KLOSE**  
OFFICE ARMCHAIR  
DESIGN CAPITAL CREATIVE LAB  
*Wooden frame. Undeformable polyurethane foam padding of different densities. Five wheels.*  
Size (cm) L 64 D 60 H 110  
Weight (Kg) 18 | Vol (m<sup>3</sup>) 0,7



**KID**  
OFFICE ARMCHAIR  
DESIGN CAPITAL CREATIVE LAB  
*Steel base with five wheels. Undeformable polyurethane foam padding of different densities. Swivel and reclinable chair.*  
Size (cm) L 64 D 64 H 115  
Weight (Kg) 25 | Vol (m<sup>3</sup>) 0,7



**EDEN**  
BED  
DESIGN BOATTOMARTINO STUDIO  
*Wooden frame. Steel details. Undeformable polyurethane foam padding of different densities.*  
Size (cm) L 244 D 220 H 140  
Weight (Kg) 280 | Vol (m<sup>3</sup>) 3,3



**ALLURE LUX XL**  
BED  
DESIGN BOATTOMARTINO STUDIO  
*Wooden frame. Steel details. Undeformable polyurethane foam padding of different densities.*  
Size (cm) L 340 D 233 H 96  
Weight (Kg) 280 | Vol (m<sup>3</sup>) 3,3



**ALLURE LUX L**  
BED  
DESIGN BOATTOMARTINO STUDIO  
*Wooden frame. Steel details. Undeformable polyurethane foam padding of different densities.*  
Size (cm) L 340 D 233 H 96  
Weight (Kg) 280 | Vol (m<sup>3</sup>) 3,3



**ALLURE XL**  
BED  
DESIGN BOATTOMARTINO STUDIO  
*Wooden frame. Steel details. Undeformable polyurethane foam padding of different densities.*  
Size (cm) L 240 D 225 H 85  
Weight (Kg) 225 | Vol (m<sup>3</sup>) 3,0



**ALLURE L**  
BED  
DESIGN BOATTOMARTINO STUDIO  
*Wooden frame. Steel details. Undeformable polyurethane foam padding of different densities.*  
Size (cm) L 220 D 225 H 85  
Weight (Kg) 225 | Vol (m<sup>3</sup>) 3,0



**TRILOGY L**  
BED  
DESIGN BOATTOMARTINO STUDIO  
*Wooden frame. Steel details. Undeformable polyurethane foam padding of different densities.*  
Size (cm) L 194 D 220 H 140  
Weight (Kg) 230 | Vol (m<sup>3</sup>) 3,0





**KUBO**  
BEDSIDE TABLE  
DESIGN CAPITAL CREATIVE LAB

Wooden frame.  
Steel details.  
One drawer and open vain.

Size (cm) L 60 D 44 H 54  
Weight (Kg) 30 | Vol (m<sup>3</sup>) 0,2



**ORION**  
CHEST OF DRAWERS  
DESIGN CAPITAL CREATIVE LAB

Wooden frame.  
Profiles and handles in steel.  
Six drawers. Optional marble top.

Size (cm) L 130 D 50 H 81  
Weight (Kg) 95 | Vol (m<sup>3</sup>) 0,6



**EDEN**  
CONSOLE  
DESIGN BOATTOMARTINO STUDIO

Wooden top. Steel details and legs.  
Lacquered structure. Two drawers.

Size (cm) L 140 D 43 H 85  
Weight (Kg) 50 | Vol (m<sup>3</sup>) 0,6



**KIA**  
CONSOLE  
DESIGN CAPITAL CREATIVE LAB

Wooden frame.  
Steel details and handles.  
Three drawers.

Size (cm) L 160 D 60 H 81  
Weight (Kg) 85 | Vol (m<sup>3</sup>) 0,7



**EDEN**  
CHEST OF DRAWERS  
DESIGN BOATTOMARTINO STUDIO

Wooden frame.  
Steel details. Three drawers.

Size (cm) L 140 D 52 H 85  
Weight (Kg) 110 | Vol (m<sup>3</sup>) 0,7



**KNOT**  
CHEST OF DRAWERS  
DESIGN CAPITAL CREATIVE LAB

Wooden frame.  
Four push-pull drawers.  
Steel base.

Size (cm) L 91 D 51 H 92  
Weight (Kg) 80 | Vol (m<sup>3</sup>) 0,6



**EDEN**  
CONSOLE  
DESIGN BOATTOMARTINO STUDIO

Wooden top. Steel details and legs.  
Lacquered structure. Two drawers.  
Available with mirror.

Size (cm) L 140 D 43 H 163  
Weight (Kg) 60 | Vol (m<sup>3</sup>) 0,6



**ORION**  
CONSOLE  
DESIGN CAPITAL CREATIVE LAB

Wooden frame. Finishing in leather.  
Profiles and handles in steel. Three drawers.  
Optional marble top.

Size (cm) L 150 D 50 H 81  
Weight (Kg) 70 | Vol (m<sup>3</sup>) 0,7



**TRILOGY**  
CHEST OF DRAWERS  
DESIGN BOATTOMARTINO STUDIO

Wooden frame.  
Steel details. Six drawers.

Size (cm) L 140 D 50 H 80  
Weight (Kg) 110 | Vol (m<sup>3</sup>) 0,8



**KIA**  
CHEST OF DRAWERS  
DESIGN CAPITAL CREATIVE LAB

Wooden frame.  
Four drawers.  
Details and handles in steel.

Size (cm) L 100 D 50 H 87  
Weight (Kg) 80 | Vol (m<sup>3</sup>) 0,8



**MAJESTIC**  
CONSOLE  
DESIGN CAPITAL CREATIVE LAB

Wooden frame. Leather sides.  
Steel details.  
Central open vain with mirror.

Size (cm) L 150 D 50 H 81  
Weight (Kg) 70 | Vol (m<sup>3</sup>) 0,7



**KANDY**  
CONSOLE  
DESIGN CAPITAL CREATIVE LAB

Wooden frame. One open  
central vain with mirror.  
Two sides drawers (optional).

Size (cm) L 157 D 50 H 77  
Weight (Kg) 75 | Vol (m<sup>3</sup>) 0,8



**JUBILEE**  
CHEST OF DRAWERS  
DESIGN CAPITAL CREATIVE LAB

Wooden frame. Leather sides.  
Steel details. Four drawers.  
Optional marble top.

Size (cm) L 140 D 50 H 81  
Weight (Kg) 105 | Vol (m<sup>3</sup>) 0,8



**KIRK**  
CHEST OF DRAWERS  
DESIGN CAPITAL CREATIVE LAB

Wooden frame.  
Details in leather.  
Six push-pull drawers.

Size (cm) L 157 D 50 H 76  
Weight (Kg) 120 | Vol (m<sup>3</sup>) 0,9



**TRILOGY**  
CONSOLE  
DESIGN BOATTOMARTINO STUDIO

Wooden frame.  
Steel details. Three drawers.  
Available with mirror.

Size (cm) L 140 D 50 H 160  
Weight (Kg) 70 | Vol (m<sup>3</sup>) 0,7



**KANDY**  
CONSOLE  
DESIGN CAPITAL CREATIVE LAB

Wooden frame. One open  
central vain with mirror.

Size (cm) L 157 D 50 H 77  
Weight (Kg) 70 | Vol (m<sup>3</sup>) 0,8



**MAJESTIC**  
CHEST OF DRAWERS  
DESIGN CAPITAL CREATIVE LAB

Wooden frame.  
Leather sides. Optional marble top.  
Steel details. Four push-pull drawers.

Size (cm) L 140 D 50 H 81  
Weight (Kg) 105 | Vol (m<sup>3</sup>) 0,7



**KAMILLE**  
CHEST OF DRAWERS  
DESIGN CAPITAL CREATIVE LAB

Wooden structure.  
Four drawers.  
Steel handles.

Size (cm) L 120 D 50 H 82  
Weight (Kg) 80 | Vol (m<sup>3</sup>) 0,7



**TRILOGY**  
CONSOLE  
DESIGN CAPITAL CREATIVE LAB

Wooden frame.  
Steel details. Three drawers.

Size (cm) L 140 D 50 H 80  
Weight (Kg) 70 | Vol (m<sup>3</sup>) 0,7



**KORP**  
CHEST OF DRAWERS  
DESIGN CAPITAL CREATIVE LAB

Wooden frame.  
Two drawers and one lower shelf.  
Details and spheres in steel.

Size (cm) L 100 D 51 H 78  
Weight (Kg) 80 | Vol (m<sup>3</sup>) 0,8



**KNIGHT**  
DRESSER  
DESIGN CAPITAL CREATIVE LAB

Wooden structure.  
Composed by seven push-pull drawers  
with different capacities.  
Steel base.

Size (cm) L 55 D 40 H 133  
Weight (Kg) 45 | Vol (m<sup>3</sup>) 0,3



**JUBILEE**  
CONSOLE  
DESIGN CAPITAL CREATIVE LAB

Wooden frame. Leather sides.  
Steel details.  
Central open vain with mirror.

Size (cm) L 150 D 50 H 81  
Weight (Kg) 70 | Vol (m<sup>3</sup>) 0,8



**KORP-T**  
MIRROR  
DESIGN CAPITAL CREATIVE LAB

Wooden frame.  
Steel spheres.

Size (cm) L 80 D 11 H 114  
Weight (Kg) 20 | Vol (m<sup>3</sup>) 0,2



**KORP-R**  
MIRROR  
DESIGN CAPITAL CREATIVE LAB

Wooden frame.  
Steel spheres.

Size (cm) L 87 D 11 H 202  
Weight (Kg) 45 | Vol (m<sup>3</sup>) 0,2



**KA**  
MIRROR  
DESIGN CAPITAL CREATIVE LAB

Wooden frame.  
Steel spheres.

Size (cm) L 80 D 11 H 108  
Weight (Kg) 20 | Vol (m<sup>3</sup>) 0,2



**KY**  
MIRROR  
DESIGN CAPITAL CREATIVE LAB

Wooden frame.  
Steel spheres.

Size (cm) L 87 D 11 H 198  
Weight (Kg) 45 | Vol (m<sup>3</sup>) 0,5



**KU-R**  
MIRROR  
DESIGN CAPITAL CREATIVE LAB

Wooden frame.  
Steel profiles.

Size (cm) L 100 D 5 H 160  
Weight (Kg) 50 | Vol (m<sup>3</sup>) 0,4



**KU-Q**  
MIRROR  
DESIGN CAPITAL CREATIVE LAB

Wooden frame.  
Steel profiles.

Size (cm) L 100 D 5 H 100  
Weight (Kg) 40 | Vol (m<sup>3</sup>) 0,2



**TRILOGY R**  
MIRROR  
DESIGN BOATTOMARTINO STUDIO

Wooden frame.  
Steel details.

Size (cm) L 140 D 5 H 100  
Weight (Kg) 50 | Vol (m<sup>3</sup>) 0,6



**TRILOGY Q**  
MIRROR  
DESIGN BOATTOMARTINO STUDIO

Wooden frame.  
Steel details.

Size (cm) L 100 D 5 H 100  
Weight (Kg) 40 | Vol (m<sup>3</sup>) 0,6



**TRILOGY T70**  
MIRROR  
DESIGN BOATTOMARTINO STUDIO

Wooden frame.  
Profile in steel.

Size (cm) DIAM 70  
Weight (Kg) 30 | Vol (m<sup>3</sup>) 0,2



**TRILOGY T90**  
MIRROR  
DESIGN BOATTOMARTINO STUDIO

Wooden frame.  
Profile in steel.

Size (cm) DIAM 90  
Weight (Kg) 40 | Vol (m<sup>3</sup>) 0,2



**ORION Q**  
MIRROR  
DESIGN CAPITAL CREATIVE LAB

Wooden frame.  
Steel details.

Size (cm) L 130 D 8 H 130  
Weight (Kg) 45 | Vol (m<sup>3</sup>) 0,2



**ORION R**  
MIRROR  
DESIGN CAPITAL CREATIVE LAB

Wooden frame.  
Profile in steel.

Size (cm) L 75 D 8 H 130  
Weight (Kg) 35 | Vol (m<sup>3</sup>) 0,2



**ADONE**  
MIRROR  
DESIGN BOATTOMARTINO STUDIO

Steel frame.  
Revolving mirror.

Size (cm) L 36 D 20 H 210  
Weight (Kg) 50 | Vol (m<sup>3</sup>) 0,6



**MUSA-A**  
APPLIQUE  
DESIGN CAPITAL CREATIVE LAB

Metal frame.  
Steel details.

Size (cm) L 13 D 13 H 100  
Weight (Kg) 2 | Vol (m<sup>3</sup>) 0,10



**MUSA-B**  
TABLE LAMP  
DESIGN CAPITAL CREATIVE LAB

Metal frame.  
Steel details.

Size (cm) L 31 D 18 H 70  
Weight (Kg) 4 | Vol (m<sup>3</sup>) 0,10



**MUSA-C**  
FLOOR LAMP  
DESIGN CAPITAL CREATIVE LAB

Metal frame.  
Steel details.

Size (cm) L 39 D 36 H 175  
Weight (Kg) 18 | Vol (m<sup>3</sup>) 0,15



**MONTECARLO**  
FLOOR LAMP  
DESIGN BOATTOMARTINO STUDIO

Steel structure.  
Tops available in marble or wood.  
Lampshade in fabric.

Size (cm) L 28 D 28 H 148  
Weight (Kg) 16 | Vol (m<sup>3</sup>) 0,16



**KONO**  
FLOOR LAMP  
DESIGN CAPITAL CREATIVE LAB

Marble base. Steel details.  
Black lacquered coloumn.  
Lampshade in fabric.

Size (cm) L 30 D 30 H 205  
Weight (Kg) 25 | Vol (m<sup>3</sup>) 0,6  
DIAM Paralume | DIAM Lampshade (cm) 55



**KORP-A**  
APPLIQUE  
DESIGN CAPITAL CREATIVE LAB

*Wooden frame.  
Details and spheres in steel details.  
Lampshade in fabric.*

Size (cm) L 40 D 16 H 80  
Weight (Kg) 3 | Vol (m<sup>3</sup>) 0,10



**KORP-B**  
TABLE LAMP  
DESIGN CAPITAL CREATIVE LAB

*Wooden frame. Marble base.  
Details and spheres in steel details.  
Lampshade in fabric.*

Size (cm) L 40 D 22 H 85  
Weight (Kg) 5 | Vol (m<sup>3</sup>) 0,10



**KORP-C**  
FLOOR LAMP  
DESIGN CAPITAL CREATIVE LAB

*Wooden frame. Marble base.  
Details and spheres in steel details.  
Lampshade in fabric.*

Size (cm) L 35 D 35 H 180  
Weight (Kg) 25 | Vol (m<sup>3</sup>) 0,15



**KISKA**  
TABLE LAMP  
DESIGN CAPITAL CREATIVE LAB

*Marble base.  
Lampshade in fabric. Steel details.*

Size (cm) L 16 D 16 H 48  
Weight (Kg) 3 | Vol (m<sup>3</sup>) 0,1



**HERITAGE**  
CHANDELIER  
DESIGN CAPITAL CREATIVE LAB

*Metallic frame.  
Crystal spheres and steel details.*

Size (cm) L 150 D 150 H 170  
Weight (Kg) 20 | Vol (m<sup>3</sup>) 1,7



**MONTECARLO**  
COLUMN  
DESIGN CAPITAL CREATIVE LAB

*Steel structure.  
Tops available in different materials.*

Size (cm) 28 D 28 H 110  
Weight (Kg) 15 | Vol (m<sup>3</sup>) 0,15



**KAOS**  
COLUMN  
DESIGN CAPITAL CREATIVE LAB

*Twisted coloumn in mdf  
with base in marble and steel profile.*

Size (cm) L 28 D 28 H 110  
Weight (Kg) 25 | Vol (m<sup>3</sup>) 0,15



**ABSTRart #1**  
LAMBDA PRINT

*Abstract subject Lambda printed on matt  
photographic paper.  
Black frame.*

Size (cm) L 125 H 170  
Weight (Kg) 5 | Vol (m<sup>3</sup>) 2,1



**ABSTRart #2**  
LAMBDA PRINT

*Abstract subject Lambda printed on matt  
photographic paper.  
Black frame.*

Size (cm) L 125 H 170  
Weight (Kg) 5 | Vol (m<sup>3</sup>) 2,1



**ABSTRart #3**  
LAMBDA PRINT

*Abstract subject Lambda printed on matt  
photographic paper.  
Black frame.*

Size (cm) L 125 H 170  
Weight (Kg) 5 | Vol (m<sup>3</sup>) 2,1



**CUSHION 40**  
DECORATIVE CUSHION

Size (cm) L 40 H 40  
Weight (Kg) 0,6 | Vol (m<sup>3</sup>) 0,03



**CUSHION 50**  
DECORATIVE CUSHION

Size (cm) L 50 H 50  
Weight (Kg) 1 | Vol (m<sup>3</sup>) 0,03



**CUSHION 60**  
DECORATIVE CUSHION

Size (cm) L 60 H 60  
Weight (Kg) 1 | Vol (m<sup>3</sup>) 0,03



**ROLLER**  
DECORATIVE ROLLER

Size (cm) DIAM 20 L 65  
Weight (Kg) 1 | Vol (m<sup>3</sup>) 0,03



**CUSHION 63x21**  
DECORATIVE CUSHION

Size (cm) L 63 H 21  
Weight (Kg) 1 | Vol (m<sup>3</sup>) 0,03




**CUSHION 45x35**  
DECORATIVE CUSHION

Size (cm) L 45 H 35  
Weight (Kg) 1 | Vol (m<sup>3</sup>) 0,03



**CUSHION 60x50**  
DECORATIVE CUSHION

Size (cm) L 60 H 50  
Weight (Kg) 1 | Vol (m<sup>3</sup>) 0,05



**KARPET 3**  
RUG  
DESIGN CAPITAL CREATIVE LAB  
  
*Black horse-like leather.  
Corners with steel studs.*  
Size (cm) L 250 D 300  
Weight (Kg) 26 | Vol (m<sup>3</sup>) 0,3



**KARPET 4**  
RUG  
DESIGN CAPITAL CREATIVE LAB  
  
*Gray lapin fur.  
Profiles in craquelet leather.*  
Size (cm) L 260 D 315  
Weight (Kg) 25 | Vol (m<sup>3</sup>) 0,3



**KARPET 5**  
RUG  
DESIGN CAPITAL CREATIVE LAB  
  
*Ram leather.  
Profiles in hide.*  
Size (cm) L 260 D 315  
Weight (Kg) 25 | Vol (m<sup>3</sup>) 0,3



**KARPET 7**  
RUG  
DESIGN CAPITAL CREATIVE LAB  
  
*Light brown  
with shades horse-like leather.  
Profiles in leather.*  
Size (cm) L 260 D 315  
Weight (Kg) 30 | Vol (m<sup>3</sup>) 0,3



**KARPET 8**  
RUG  
DESIGN CAPITAL CREATIVE LAB  
  
*Profiles in printed leather.  
Shaded light brown horse-like leather.*  
Size (cm) DIAM 400  
Weight (Kg) 35 | Vol (m<sup>3</sup>) 0,3



**KARPET 9**  
RUG  
DESIGN CAPITAL CREATIVE LAB  
  
*Profiles in leather with brass details.  
Dark brown with shades ram leather.*  
Size (cm) L 260 D 315  
Weight (Kg) 28 | Vol (m<sup>3</sup>) 0,3



**KARPET 10**  
RUG  
DESIGN CAPITAL CREATIVE LAB  
  
*Profiles in printed leather.  
Shaded light brown horse-like  
leather and hexagonal printing.*  
Size (cm) L 260 D 315  
Weight (Kg) 28 | Vol (m<sup>3</sup>) 0,3



**KARPET 11**  
RUG  
DESIGN CAPITAL CREATIVE LAB  
  
*Base in shaded ram in three colors  
with border in dark brown leather.  
Exterior edges in shaded ram  
with curved corners.*  
Size (cm) L 260 D 315  
Weight (Kg) 28 | Vol (m<sup>3</sup>) 0,3



**KARPET 12**  
RUG  
DESIGN CAPITAL CREATIVE LAB  
  
*Base in faded grey taupe sheepskin,  
ribbed working with border in calfskin  
printed color grey taupe only on short sides  
10 cm.*  
Size (cm) L 260 D 315  
Weight (Kg) 28 | Vol (m<sup>3</sup>) 0,3



**KARPET 13**  
RUG  
DESIGN BOATTOMARTINO STUDIO  
  
*Base in shaded ram in three colors  
with border in dark brown leather.  
Steel detail inserts.*  
Size (cm) L 260 D 315  
Weight (Kg) 28 | Vol (m<sup>3</sup>) 0,3



**KARPET 14**  
RUG  
DESIGN BOATTOMARTINO STUDIO  
  
*Base in faded beige and taupe sheepskin,  
ribbed working with internal border in  
calfskin printed color grey taupe.*  
Size (cm) L 260 D 315  
Weight (Kg) 28 | Vol (m<sup>3</sup>) 0,3

# Credits

## Home project

---

### **COLLECTION CREATED AND CO-ORDINATED**

Alberto Viscovich  
BoattoMartino Studio  
Arch. Luca Scacchetti

### **CONCEPT BY**

BoattoMartino Studio  
Alberto Viscovich  
Capital CreativeLab

### **PHOTOGRAPHER**

Studio Exit  
Lighthug  
Palazzina Creativa  
Saxsi  
Thomas Pagani PH  
Marco Silotto PH

### **GRAPHIC PROJECT**

BoattoMartino Studio  
Alberto Viscovich  
Capital CreativeLab

### **PRINT**

H-UV Printing | Asolana

### **YEAR**

March 2019

Thanks to: Arte, Bover, Flos, Kundalini, Moooi, Roll&Hill, Saharai, Wall&decò, VeniceM



# CAPITAL<sup>®</sup>

ITALIAN EXCLUSIVE INTERIORS

1. Tutte le dimensioni riportate nella sezione tecnica sono in cm, sono approssimative e con possibilità di variazioni (tolleranza del 2%). L'azienda si riserva il diritto di effettuare modifiche e aggiornamenti tecnico-produttivi al presente catalogo senza preavviso.

Le immagini e i colori dei prodotti stampati nel catalogo sono indicativi.

2. La rappresentazione delle finiture non può garantire la piena conformità con le finiture reali.

3. I materiali utilizzati in ogni prodotto sono di alta qualità, lavorati da personale esperto e controllati accuratamente lungo tutto il processo produttivo.

Eventuali segni riscontrati nei rivestimenti in pelle, nelle essenze e nei marmi non devono essere considerati difetti, ma caratteristica naturale del materiale stesso.

4. Nell'ambito di un continuo processo di miglioramento dei propri prodotti, Capital si riserva il diritto di modificare gli stessi senza alcun preavviso.

5. Le foto e i testi contenuti nel presente elaborato non sono contrattualmente vincolanti.

6. I modelli sono esclusivi di Atmosphera srl. Nessuna parte di questo catalogo può essere riprodotta in alcuna forma senza l'autorizzazione scritta di Atmosphera srl.

*1. All dimensions in the technical section are expressed in cm, light changes are possible (tolerance of 2%). The company reserves the right to make modifications and technical upgrades without notification. Images and color of products in the catalogue are approximate.*

*2. The finishes presented in the catalogue are not fully corresponding to the real ones.*

*3. In each product we use high-quality materials, handled by experienced specialists and controlled accurately all along the productive process*

*Any mark you could find on leathers, woods or marble surfaces, can not be considered defects but natural characteristic of the materials.*

*4. In the continuous process of improving its products, Capital reserves the right to modify them without any notice.*

*5. Photos and tests in the catalogue are not legally binding.*

*6. All items are Atmosphera srl exclusive design. No pictures of this catalogue can be reproduced in any form without written permission from Atmosphera srl.*