



OFFICINA
PLUCE



LIGHTING COLLECTION

2019

MADE IN ITALY



perfection is achieved not
when there is nothing left to add,
but when there is nothing left
to take away.

- Antoine de Saint-Exupery, French aristocrat, writer and poet



INTRODUCTION

Welcome to Officina Luce, a luxurious brand at the height of decorative lighting perfection.

Born in the heart of Tuscany, as a business we collectively boast more than 30 years' experience producing the finest lighting designs in the world.

From exquisite chandeliers and floor lamps to opulent appliques and table lamps, our team of designers lead the industry with their stunning designs, expertly fusing contemporary chic with traditional elegance.


We hope you enjoy browsing through our latest lighting collection.



COMPANY BACKGROUND

Officina Luce creates unique decorative lighting fixtures that are admired across the globe and produces beautiful products capable of standing the test of time.

Our highly experienced team of designers dedicate themselves to making sure they meet your every need by producing truly bespoke products that are delivered to the highest standard and fulfil your exact requirements.



ETHOS

We pride ourselves on providing our clients with the very best in decorative lighting design. Each and every one of our products is created using the finest materials, utmost care and attention and highest level of traditional craftsmanship.

Attention to detail is paramount. From knowing where our materials are sourced and using skilled craftspeople, who have cultivated wood, metals and leather for generations, to effortlessly transforming visions into inspirational masterpieces, our expertise knows no bounds.

Our philosophy is simple; combining contemporary ideas with more established traditional methods and materials to create breath-taking designs that are based on logic and built to modern design standards.



IDYLL

Collection



IDYLL CHANDELIER

DIAM.125 X H.100 (CM) PLUS CHAIN

Structure & glass shades in polished black nickel finish; details in satin black nickel finish.
Struttura e paralumi in vetro in finitura nickel nero lucido; dettagli in nickel nero satinato.

5112-DN-DNX



IDYLL WALL LAMP

L.39 X D.22 X H.49 (CM)

Structure & glass shades in polished light gold finish; details in satin black nickel finish.
Struttura e paralumi in vetro in finitura oro chiaro lucido; dettagli in finitura nickel nero satinato.

5123-GDN-GX





IDYLL TABLE LAMP

L.29 X D.16 X H.46 (CM)

Structure & glass shades in polished light gold finish; details in satin black nickel finish. Metal base.
Struttura e paralumi in vetro in finitura oro chiaro lucido; dettagli in finitura nickel nero satinato. Base in metallo.

5131-GDN-GX



IDYLL FLOOR LAMP

DIAM.29 X H.148 (CM)

Structure and details in polished&satin black nickel finish; glass shades in polished light gold finish. Metal base.
Struttura e dettagli in finitura nickel nero lucido&satinato; paralumi in vetro in finitura oro chiaro lucido. Base in metallo.

5142-DN-GX



MAXI IDYLL

Collection



MAXI IDYLL CHANDELIER

DIAM.168 X H.107 (CM) PLUS CHAIN

Structure in natural brass; thin ivory wave shades & brass framings
Struttura in ottone naturale; paralumi in rete avorio fine & cornici in ottone

5211-BB-03F



MAXI IDYLL CHANDELIER

DIAM.120 X H.85 (CM) PLUS CHAIN

Structure in natural brass; thin ivory wave shades & gold trimmings
Struttura in ottone naturale; paralumi in rete avorio fine & passamaneria

5212-BB-03





MAXI IDYLL TABLE LAMP

DIAM.43 X H.56 (CM)

Structure in natural brass; thin ivory wave shade & gold trimmings
Struttura in ottone naturale; paralumi in rete avorio fine & passamaneria

5231-BB-03



MAXI IDYLL FLOOR LAMP

DIAM.60 X H.192 (CM)

Structure in natural brass; thin ivory wave shade & gold trimmings
Struttura in ottone naturale; paralumi in rete avorio fine & passamaneria

5241-BB-03



MAXIME
Collection



MAXIME TABLE LAMP

DIAM.55 X H.72 (CM)

Structure in natural brass; metal base. Dark gray shantung shade
Struttura in ottone naturale; base in metallo. Paralume in shantung grigio scuro

6231-BB-54



MAXIME FLOOR LAMP

DIAM.60 X H.177 (CM)

Structure in natural brass; metal base. Dark gray shantung shade
Struttura in ottone naturale; base in metallo. Paralume in shantung grigio scuro

6241-BB-54



ICE
Collection





ICE CHANDELIER

DIAM.105 X H.160 (CM) PLUS CHAIN

Structure in burnished & brushed brass; plexiglass upholstered in white parchment
Struttura in ottone brunito & spazzolato; tubi in plexiglass rivestiti in carta pergamena bianca

911-BB-08



ICE CHANDELIER

DIAM.80 X H.130 (CM) PLUS CHAIN

Structure in burnished & brushed brass; plexiglass upholstered in white parchment
Struttura in ottone brunito & spazzolato; tubi in plexiglass rivestiti in carta pergamena bianca

912-BB-08



ICE PENDANT

DIAM.50 X H.95 (CM) PLUS CHAIN

Structure in burnished & brushed brass; plexiglass upholstered in white parchment
Struttura in ottone brunito & spazzolato; tubi in plexiglass rivestiti in carta pergamena bianca

913-BB-08



ICE TABLE LAMP

DIAM.51 X H.68 (CM)

Structure in natural parchment upholstered wood cylinder; details in natural and burnished brass finish, metal base. Ivory shantung shade
Struttura in cilindro di legno rivestito in carta pergamena naturale; dettagli in ottone naturale e brunito, base in metallo. Paralume in shantung avorio

931-BB-11



ICE FLOOR LAMP

DIAM.55 X H.163 (CM)

Structure in natural parchment upholstered wood cylinders; details in natural and burnished brass finish, metal base. Ivory shantung shade
Struttura in cilindri di legno rivestiti in carta pergamena naturale; dettagli in ottone naturale e brunito, base in metallo. Paralume in shantung avorio





SLIVER

Collection



SLIVER CHANDELIER

DIAM.105 X H.155 (CM) PLUS CHAIN

Structure in burnished finish; brushed brass details. Transparent glass in amber and fumè colors
Struttura finitura brunita; dettagli in ottone spazzolato. Vetri trasparenti color ambra e fumè

1711-BB-AFT



SLIVER CHANDELIER

DIAM.105 X H.155 (CM) PLUS CHAIN

Structure in burnished finish; brushed brass details. Satin & transparent glass in amber and fumè colors
Struttura finitura brunita; dettagli in ottone spazzolato. Vetri satinati & trasparenti color ambra e fumè

1711-BB-AF



SLIVER CHANDELIER

DIAM.80 X H.135 (CM) PLUS CHAIN

Structure in burnished finish; brushed brass details. Satin & transparent glass in amber and fumè colors
Struttura finitura brunita; dettagli in ottone spazzolato. Vetri satinati & trasparenti color ambra e fumè

1712-BB-AF



SLIVER WALL LAMP

L.43 X D.15 X H.51 (CM)

Structure in burnished finish; brushed brass details. Satin & transparent glass in amber and fumè colors
Struttura finitura brunita; dettagli in ottone spazzolato. Vetri satinati & trasparenti color ambra e fumè

1723-BB-AF



SLIVER TABLE LAMP

L.49 X D.39 X H.85 (CM)

Structure in burnished finish; brushed brass details, metal base. Satin & transparent glass in amber and fumè colors
Struttura finitura brunita; dettagli in ottone spazzolato, base in metallo. Vetri satinati & trasparenti color ambra e fumè

1731-BB-AF22



NEW FLOW

Collection



NEW FLOW CHANDELIER

DIAM.180 X H.195 (CM) PLUS CHAIN

Structure in satin gold finish; black leather inlays. Gold trevira wave shades
Struttura in finitura oro satinato; rivestimenti in pelle nera. Paralumi in rete trevira oro

2111-GK-24



NEW FLOW SPOT LIGHTS

DIAM.15 X H.40 (CM) EACH ITEM, PLUS WIRE

Structure in satin gold finish; black leather inlays
Struttura in finitura oro satinato; rivestimenti in pelle nera

2152-GK



NEW FLOW WALL LAMP

L.64 X D.38 X H.106 (CM)

Structure in satin gold finish; black leather inlays. Gold trevira wave shades
Struttura in finitura oro satinato; rivestimenti in pelle nera. Paralumi in rete trevira oro

2125-GK-24



FLOW
Collection



FLOW CHANDELIER

DIAM.145 X H.160 (CM) PLUS CHAIN

Structure in Ebony wood and satin gold finish; Gold trevira wave shades
Struttura in listelli di Ebano e finitura oro satinato; paralumi in rete trevira oro

1111-GW-24



FLOW CHANDELIER

DIAM.145 X H.160 (CM) PLUS CHAIN

Structure in Ebony wood and polished nickel finish; ivory trevira wave shades
Struttura in listelli di Ebano e finitura nickel lucido; paralumi in rete trevira avorio

1111-NW-22





FLOW CHANDELIER

DIAM.90 X H.105 (CM) PLUS CHAIN

Structure in Ebony wood and antiqued nickel finish; gold trevira wave shades
Struttura in listelli di Ebano e finitura nickel anticato; paralumi in rete trevira oro

1112-NW-24



FLOW CHANDELIER

DIAM.90 X H.105 (CM) PLUS CHAIN

Structure in Ebony wood and antiqued nickel finish; satin glass shades
Struttura in listelli di Ebano e finitura nickel anticato; paralumi in vetro satinato

1112-NW-S



FLOW WALL LAMP

L.56 X D.35 X H.92 (CM)

Structure in Ebony wood and antiqued nickel finish; gold trevira wave shades
Struttura in listelli di Ebano e finitura nickel anticato; paralumi in rete trevira oro

1125-NW-24



FLOW WALL LAMP

L.14 X D.18 X H.30 (CM)

Structure in Ebony wood and satin gold finish; spot lights included
Struttura in listelli di Ebano e finitura oro satinato; faretto inclusi

1129-GW



FLOW FLOOR LAMP

DIAM.66 X H.188 (CM)

Structure in Ebony wood and satin gold finish; metal base. Gold trevira wave shade
Struttura in listelli di Ebano e finitura oro satinato; base in metallo. Paralume in rete trevira oro

1142-GW-24



SHADE
Collection



SHADE MAXI WALL LAMP

L.52 X D.25 X H.65 (CM)

Structure in satin gold finish; light gray linen shades
Struttura in finitura oro satinato; paralumi in lino grigio chiaro

1421-GG-35



SHADE MAXI CHANDELIER

DIAM.140 X H.175 (CM) PLUS CHAIN

Structure in satin gold finish; white parchment shades
Struttura in finitura oro satinato; paralumi in pergamena bianca

1415-GG-08



SHADE MAXI CHANDELIER

DIAM.140 X H.175 (CM) PLUS CHAIN

Structure in polished nickel finish; ivory trevira wave shades
Struttura in finitura nickel lucido; paralumi in rete trevira avorio

1415-NN-22



SHADE PENDANT

DIAM.52 X H.85 (CM) PLUS CHAIN

Structure in polished nickel finish; light gray linen shades
Struttura in finitura nickel lucido; paralumi in lino grigio chiaro

1412-NN-35



SHADE CHANDELIER

DIAM.90 X H.121 (CM) PLUS CHAIN

Structure in satin gold finish; white parchment shades
Struttura in finitura oro satinato; paralumi in pergamena bianca

1411-GG-08



MARBLE FLAIRE

Collection



MARBLE FLAIRE FLOOR LAMP

DIAM.43 X H.185 (CM)

Structure in polished nickel finish and burnished brass; Carrara marble inlays and base. Light gray linen shade
Struttura in finitura nickel lucido ed ottone brunito; inserti e base in marmo di Carrara. Paralume in lino grigio chiaro

1642-BN-35



MARBLE FLAIRE CHANDELIER

DIAM.130 X H.100 (CM) PLUS CHAIN

Structure in polished nickel finish and burnished brass; Carrara marble inlays. Light gray linen shades
Struttura in finitura nickel lucido ed ottone brunito; inserti in marmo di Carrara. Paralumi in lino grigio chiaro

1613-BN-35



FLAIRE

Collection



FLAIRE OVAL DOUBLE LAYER CHANDELIER

L.145 X D.108 X H.133 (CM) PLUS CHAIN

Structure in burnished and natural brass; gold trevira wave shades
Struttura in ottone brunito e naturale; paralumi in rete trevira oro

414-BB-24



FLAIRE OVAL CHANDELIER

L.145 X D.108 X H.100 (CM) PLUS CHAIN

Structure in burnished and natural brass; ivory trevira wave shades
Struttura in ottone brunito e naturale; paralumi in rete trevira avorio

411-BB-22



FLAIRE CHANDELIER

DIAM.85 X H.158 (CM) PLUS CHAIN

Structure in burnished and natural brass; ivory trevira wave shades
Struttura in ottone brunito e naturale; paralumi in rete trevira avorio

418-BB-22



FLAIRE CHANDELIER

DIAM.85 X H.78 (CM) PLUS CHAIN

Structure in burnished and natural brass; ivory trevira wave shades
Struttura in ottone brunito e naturale; paralumi in rete trevira avorio

416-BB-22



FLAIRE WALL LAMP

L.18 X D.13 X H.72 (CM)

Structure in burnished and natural brass; ivory trevira wave shade
Struttura in ottone brunito e naturale; paralume in rete trevira avorio

421-BB-22



FLAIRE TABLE LAMP

DIAM.51 X H.71 (CM)

Structure in burnished and natural brass; metal base. Ivory trevira wave shade
Struttura in ottone brunito e naturale; metal base. Paralume in rete trevira avorio

432-BB-22





FLAIRE TABLE LAMP

DIAM.28 X H.71 (CM)

Structure in polished copper and black matte finish; metal base. Black trevira wave shade
Struttura in finitura rame lucido e nero opaco; base in metallo. Paralume in rete trevira nera

431-RK-25



FLAIRE FLOOR LAMP

L.44 X D.28 X H.190 (CM)

Structure in polished copper and black matte finish; Marquinia marble base. Black trevira wave shades
Struttura in finitura rame lucido e nero opaco; base in marmo Marquinia. Paralumi in rete trevira nera

441-RK-25



FLAIRE FLOOR LAMP

DIAM.43 X H.185 (CM)

Structure in burnished and natural brass; Portoro marble base. Ivory trevira wave shade
Struttura in ottone brunito e naturale; Portoro marble base. Paralume in rete trevira avorio

442-BB-22



GLAM
Collection



GLAM CHANDELIER

DIAM.110 X H.104 (CM) PLUS CHAIN

Structure in black nickel finish; details in polished and satin nickel finishes. Pink satin shades
Struttura in finitura nickel nero; dettagli in nickel lucido e satinato. Paralumi in raso rosa

711-NN-33



GLAM SUSPENSION

DIAM.86 X H.104 (CM) PLUS CHAIN

Structure in black matte finish; details in black matte, polished and satin nickel finishes. Pink chinette shade
Struttura in finitura nero opaco; dettagli in finitura nero opaco, nickel lucido e satinato. Paralume in chinette rosa

756-NK-07



GLAM CHANDELIER

DIAM.110 X H.104 (CM) PLUS CHAIN

Structure in burnished brass; details in burnished&brushed and natural brass. Ivory shantung shades
Struttura in finitura ottone brunito; dettagli in ottone brunito&spazzolato e naturale. Paralumi in shantung avorio

711-BB-11




GLAM CHANDELIER

DIAM.82 X H.75 (CM) PLUS CHAIN

Structure in burnished&brushed brass; details in natural brass. Chestnut satin shades
Struttura in finitura ottone brunito&spazzolato; dettagli in ottone naturale. Paralumi in raso castagna

712-BB-26





GLAM FLOOR LAMP

DIAM.51 X H.180 (CM)

Structure and details in burnished&brushed and natural brass; Portoro marble base. Ivory shantung shade
Struttura e dettagli in ottone brunito&spazzolato e naturale; base in marmo Portoro. Paralume in shantung avorio

741-BB-11



GLAM SUSPENSION

DIAM.63 X H.30 (CM) PLUS STEEL WIRE

Structure in dark brown finish; details in burnished&brushed and natural brass. Polished white light diffuser disk
Struttura in finitura marrone scuro; dettagli in ottone brunito&spazzolato e naturale. Disco diffusore bianco lucido

750-BB



GLAM TABLE LAMP

DIAM.28 X H.98 (CM)

Structure and details in polished and satin nickel finishes; Marquinia marble base.
Struttura e dettagli in finitura nickel lucido e satinato; base in marmo Marquinia. Paralume in chinette rosa

731-NN-07



GLAM WALL LAMP

L.34 X D.20 X H.60 (CM)

Structure and details in polished and satin nickel finishes. Pink chinette shade
Struttura e dettagli in finitura nickel lucido e satinato. Paralume in chinette rosa

721-NN-07



GLAM WALL LAMP

L.34 X D.20 X H.60 (CM)

Structure and details in burnished&brushed and natural brass. Ivory shantung shade
Struttura e dettagli in ottone brunito&spazzolato e naturale. Paralume in shantung avorio

721-BB-11



GLAM TABLE LAMP

DIAM.28 X H.98 (CM)

Structure and details in burnished&brushed and natural brass; Portoro marble base. Chestnut satin shade
Struttura e dettagli in ottone brunito&spazzolato e naturale; base in marmo Portoro. Paralume in raso castagna

731-BB-26



TOP
Collection



TOP WALL LAMP

L.18 X D.20 X H.40 (CM)

Structure in black matte finish; details in satin gold finish. Gold trevira wave shade
Struttura in finitura nero opaco; dettagli in finitura oro satinato. Paralume in rete trevira oro

521-GK-24



TOP CHANDELIER

DIAM.88 X H.100 (CM) PLUS CHAIN

Structure in black matte finish; details in satin gold finish. Gold trevira wave shades
Struttura in finitura nero opaco; dettagli in finitura oro satinato. Paralumi in rete trevira oro

511-GK-24



TOP TABLE LAMP

DIAM.42 X H.72 (CM)

Structure in black matte finish; details in satin gold finish. Metal base. Gold trevira wave shade
Struttura in finitura nero opaco; dettagli in finitura oro satinato. Base in metallo. Paralume in rete trevira oro

531-GK-24



TOP FLOOR LAMP

DIAM.50 X H.168 (CM)

Structure in black matte finish; details in satin gold finish. Metal base. Gold trevira wave shade
Struttura in finitura nero opaco; dettagli in finitura oro satinato. Base in metallo. Paralume in rete trevira oro

541-GK-24



TOP GLASS

Collection



TOP GLASS CHANDELIER

DIAM.88 X H.100 (CM) PLUS CHAIN

Structure in black matte finish; details in satin gold finish. Transparent fumè glass shades
Struttura in finitura nero opaco; dettagli in finitura oro satinato. Paralumi in vetro fumè trasparente

611-GK-X



TOP GLASS CHANDELIER

DIAM.88 X H.86 (CM) PLUS CHAIN

Structure in black matte finish; details in satin gold finish. Transparent fumè glass shades
Struttura in finitura nero opaco; dettagli in finitura oro satinato. Paralumi in vetro fumè trasparente

613-GK-X



TOP GLASS WALL LAMP

L.19 X D.16 X H.30 (CM)

Structure in black matte finish; details in satin gold finish. Transparent fumè glass shade
Struttura in finitura nero opaco; dettagli in finitura oro satinato. Paralume in vetro fumè trasparente

621-GK-X



TOP GLASS WALL LAMP

L.23 X D.19 X H.48 (CM)

Structure in black matte finish; details in satin gold finish. Transparent fumè glass shade
Struttura in finitura nero opaco; dettagli in finitura oro satinato. Paralume in vetro fumè trasparente

623-GK-X



TOP GLASS TABLE LAMP

L.32 X D.24 X H.53 (CM)

Structure in black matte finish; details in satin gold finish. Metal base. Transparent fumè glass shade
Struttura in finitura nero opaco; dettagli in finitura oro satinato. Base in metallo. Paralume in vetro fumè trasparente

632-GK-X



TOP GLASS FLOOR LAMP

L.49 X D.32 X H.160 (CM)

Structure in black matte finish; details in satin gold finish. Metal base. Transparent fumè glass shade
Struttura in finitura nero opaco; dettagli in finitura oro satinato. Base in metallo. Paralume in vetro fumè trasparente

641-GK-X



TOP GLASS TABLE LAMP

L.23 X D.24 X H.46 (CM)

Structure in black matte finish; details in satin gold finish. Metal base. Transparent fumè glass shade
Struttura in finitura nero opaco; dettagli in finitura oro satinato. Base in metallo. Paralume in vetro fumè trasparente

633-GK-X



TOP GLASS FLOOR LAMP

L.23 X D.28 X H.140 (CM)

Structure in black matte finish; details in satin gold finish. Metal base. Transparent fumè glass shade
Struttura in finitura nero opaco; dettagli in finitura oro satinato. Base in metallo. Paralume in vetro fumè trasparente

642-GK-X



SABA

Collection



SABA CEILING LAMP

DIAM.60 X H.111 (CM)

Structure and details in brushed&burnished and natural brass. Ivory crepon plissé shades; white cotton light diffuser disks
Struttura e dettagli in ottone brunito&spazzolato e naturale. Paralumi in crepon avorio plissettato; dischi diffusori in cotone bianco

1011-BB-01



SABA WALL LAMP

L. 19 X D.20 X H.43 (CM)

Structure in natural and burnished brass. Ivory trevira wave shade
Struttura in ottone naturale e brunito. Paralume in rete trevira avorio

1021-BB-22



SABA FLOOR LAMP

DIAM.60 X H.183 (CM)

Structure in natural brass; base in brushed&burnished brass. Metal base. Ivory crepon plissé shade
Struttura in ottone naturale; base in ottone brunito&spazzolato. Base in metallo. Paralume in crepon avorio plissettato

1041-BB-01



SABA TABLE LAMP

DIAM.50 X H.88 (CM)

Structure in natural brass; base in brushed&burnished brass. Metal base. Ivory crepon plissé shade
Struttura in ottone naturale; base in ottone brunito&spazzolato. Base in metallo. Paralume in crepon avorio plissettato

1031-BB-01



SABA TABLE LAMP

L.32 X D.32 X H.73 (CM)

Structure and base in polished and satin nickel finishes; metal base. Ivory trevira wave shade
Struttura e base in finiture nickel satinato e lucido; base in metallo. Paralume in rete trevira avorio

1033-NN-22



SABA FLOOR LAMP

DIAM.60 X H.183 (CM)

Structure and base in polished dark and satin nickel finishes; metal base. Gold trevira wave shade; black leather details
Struttura e base in finiture nickel satinato e nero lucido; base in metallo. Paralume in rete trevira oro; bordi in pelle nera

1041-NN-24



BLOOM
Collection



BLOOM DOUBLE CHANDELIER

DIAM.76 X H.130 (CM) PLUS CHAIN

Structure in beige finish and details in polished and satin nickel finishes. Silver trevira wave shades
Struttura in finitura beige e e dettagli in finitura nickel lucido e satinato. Paralumi in rete trevira argento

311-NJ-23



BLOOM CHANDELIER

DIAM.76 X H.92 (CM) PLUS CHAIN

Structure in black matte finish and details in polished and satin gold finishes. Beige satin shades
Struttura in finitura nero matte e dettagli in finitura oro lucido e satinato. Paralumi in raso beige

312-GK-30



BLOOM WALL LAMP

L.42 X D.23 X H.70 (CM)

Structure in beige finish and details in polished and satin nickel finishes. Silver trevira wave shades
Struttura in finitura beige e e dettagli in finitura nickel lucido e satinato. Paralumi in rete trevira argento

321-NJ-23



BLOOM TABLE LAMP

D.52 X H.78 (CM)

Structure in beige finish and details in polished and satin nickel finishes; metal base. Silver trevira wave shades; white cotton light diffuser disk
Struttura in finitura beige e e dettagli in finitura nickel lucido e satinato; base in metallo. Paralumi in rete trevira argento; dischi diffusori in cotone bianco

331-NJ-23




BLOOM WALL LAMP

L.42 X D.23 X H.70 (CM)

Structure in black matte finish and details in polished and satin gold finishes. Beige satin shades
Struttura in finitura nero matte e dettagli in finitura oro lucido e satinato. Paralumi in raso beige

321-GK-30




BLOOM FLOOR LAMP

D.64 X H.180 (CM)

Structure in black matte finish and details in polished and satin gold finishes; metal base. Beige satin shades
Struttura in finitura nero matte e dettagli in finitura oro lucido e satinato; base in metallo. Paralumi in raso beige

341-GK-30



SHINE
Collection



SHINE CHANDELIER

DIAM.154 X H.170 (CM) PLUS CHAIN

Structure and details in burnished and natural brass. Sage green satin shades
Struttura e dettagli in ottone brunito e naturale. Paralumi in raso verde salvia

2811-BB-41



SHINE WALL LAMP

L.35 X D.19 X H.90 (CM)

Structure and details in burnished and natural brass. Sage green satin shade
Struttura e dettagli in ottone brunito e naturale. Paralume in raso verde salvia

2822-BB-41



SHINE TABLE LAMP

DIAM.35 X H.65 (CM)

Structure and details in burnished and natural brass; metal base. Sage green satin shade
Struttura e dettagli in ottone brunito e naturale; base in metallo. Paralume in raso verde salvia

2833-BB-41



SHINE TABLE LAMP

DIAM.35 X H.65 (CM)

Structure and details in polished and satin nickel finish; metal base. Sage green satin shade
Struttura e dettagli in finitura nickel lucido e satinato; base in metallo. Paralume in raso verde salvia

2833-NN-41



SHINE CHANDELIER

DIAM.95 X H.110 (CM) PLUS CHAIN

Structure and details in polished and satin nickel finish. Sage green satin shades
Struttura e dettagli in finitura nickel lucido e satinato. Paralumi in raso verde salvia

2817-NN-41



CREA
Collection



CREA CHANDELIER

DIAM.75 X H.165 (CM) PLUS CHAIN

Structure in burnished brass; details in brushed&burnished and natural brass. Gold trevira wave shades
Struttura in ottone brunito; dettagli in ottone brunito&spazzolato e naturale. Paralumi in rete trevira oro

211-BB-24



CREA WALL LAMP

L.33 X D.33 X H.150 (CM)

Structure in burnished brass; details in brushed&burnished and natural brass. Pink satin shade
Struttura in ottone brunito; dettagli in ottone brunito&spazzolato e naturale. Paralume in raso rosa

221-BB-33



CREA WALL LAMP

L.33 X D.33 X H.150 (CM)

Structure in black matte finish; details in polished and satin nickel finishes. White chinette shade
Struttura in finitura nero matte; dettagli in nickel lucido e satinato. Paralume in chinette bianco

221-NK-06



CREA WALL LAMP

L.49 X D.23 X H.40 (CM)

Structure in white finish; details in polished and satin nickel finishes. Ivory trevira wave shades
Struttura in finitura bianca; dettagli in nickel lucido e satinato. Paralumi in rete trevira avorio

222-NC-22



CREA WALL LAMP

L.49 X D.23 X H.40 (CM)

Structure in burnished brass; details in brushed&burnished and natural brass. Pink satin shades
Struttura in ottone brunito; dettagli in ottone brunito&spazzolato e naturale. Paralumi in raso rosa

222-BB-33



CREA FLOOR LAMP

DIAM.65 X H.194 (CM)

Structure in black matte finish; details in polished and satin gold finishes. Metal base. Ivory shantung shades
Struttura in finitura nera matte; dettagli in finitura oro lucido e satinato. Base in metallo. Paralumi in shantung avorio

241-GK-11



NEST
Collection



NEST CHANDELIER

DIAM.90 X H.110 (CM)

Structure in polished light gold finish. Shades in copper finish metal mesh and cream satin; white cotton light diffuser disk
Struttura in finitura oro lucido chiaro. Paralumi in rete metallica in finitura rame e raso crema; disco diffusore in cotone bianco

4111-GG-MR



NEST CHANDELIER

DIAM.90 X H.110 (CM)

Structure in natural brass. Shades in pink chinette and beige crepon plissé; white cotton light diffuser disk
Struttura in ottone naturale. Paralumi in chinette rosa e crepon beige plissettato; disco diffusore in cotone bianco

4112-BB-02 PLISSÈ





NEST PENDANT

DIAM.42 X H.85 (CM)

Structure in satin gold. Shades in beige satin and ivory shantung; white cotton light diffuser disk
Struttura in finitura oro satinato. Paralumi in raso beige e shantung avorio; disco diffusore in cotone bianco

4113-GG-30



NEST WALL LAMP

L.30 X D.15 X H.139 (CM)

Structure in natural brass. Shades in copper finish metal mesh and cream satin
Struttura in ottone naturale. Paralumi in rete metallica in finitura rame e raso crema

4121-BB-MR



NEST TABLE LAMP

DIAM.42 X H.68 (CM)

Structure in polished light gold finish. Shades in copper finish metal mesh and cream satin; white cotton light diffuser disk
Struttura in finitura oro lucido chiaro. Paralumi in rete metallica in finitura rame e raso crema; disco diffusore in cotone bianco

4131-GG-MR



NEST FLOOR LAMP

DIAM.52 X H.185 (CM)

Structure in polished light gold finish. Shades in copper finish metal mesh and cream satin; white cotton light diffuser disk
Struttura in finitura oro lucido chiaro. Paralumi in rete metallica in finitura rame e raso crema; disco diffusore in cotone bianco

4141-GG-MR



TRAPEZE

Collection



TRAPEZE CHANDELIER

L.156 X D.60 X H.95 (CM)

Structure and details in burnished and natural brass. Gold trevira wave shades
Struttura e dettagli in ottone brunito e naturale. Paralumi in rete trevira oro

812-BB-24



TRAPEZE WALL LAMP

L.61 X D.30 X H.46 (CM)

Structure and details in burnished and natural brass. Gold trevira wave shades
Struttura e dettagli in ottone brunito e naturale. Paralumi in rete trevira oro

823-BB-24



TRAPEZE FLOOR LAMP

L.48 X D.32 X H.180 (CM)

Structure and details in burnished and natural brass. Metal base. Beige linen shade
Struttura e dettagli in ottone brunito e naturale. Base in metallo. Paralume in lino beige

841-BB-27



GRACE
Collection



GRACE TABLE LAMP

L.48 X D.31 X H.110 (CM)

Structure and details in black matte and satin gold finishes. Metal base. Ivory satin shade
Struttura e dettagli in finitura nero matte ed oro satinato. Base in metallo. Paralume in raso avorio

1231-GK-28



GRACE SUSPENSION

DIAM.52 X H.125 (CM) PLUS CHAIN

Structure and details in satin gold and black matte finishes. Ivory satin shades
Struttura e dettagli in finitura oro satinato e nero matte. Paralumi in raso avorio

1212-GK-28

FLUTE

Collection



FLUTE TABLE LAMP

DIAM.33 X H.65 (CM)

Structure in natural brass; dark gray galuchat upholstered panels. Portoro marble base. Beige satin shade
Struttura in ottone naturale; pannelli rivestiti in galuchat antracite. Base in marmo Portoro. Paralume in raso beige

131-BB-30



CERAMICS

Collection



CERAMICS TABLE LAMP

DIAM.50 X H.90 (CM)

Ceramic structure in ocean blue finish and details in natural brass. Light gray shantung shade
Base ceramica in finitura blu oceano e dettagli in ottone naturale. Paralume in shantung grigio chiaro

1533-GS-10



CERAMICS TABLE LAMP

DIAM.50 X H.90 (CM)

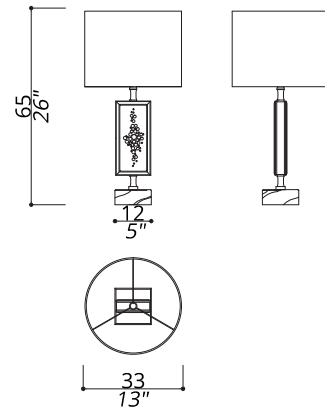
Ceramic structure in antiqued ivory finish and details in natural brass. Gold trevira wave shade
Base ceramica in finitura avorio invecchiato e dettagli in ottone naturale. Paralume in rete trevira oro

1531-GI-24



TECHNICAL SHEETS

FLUTE



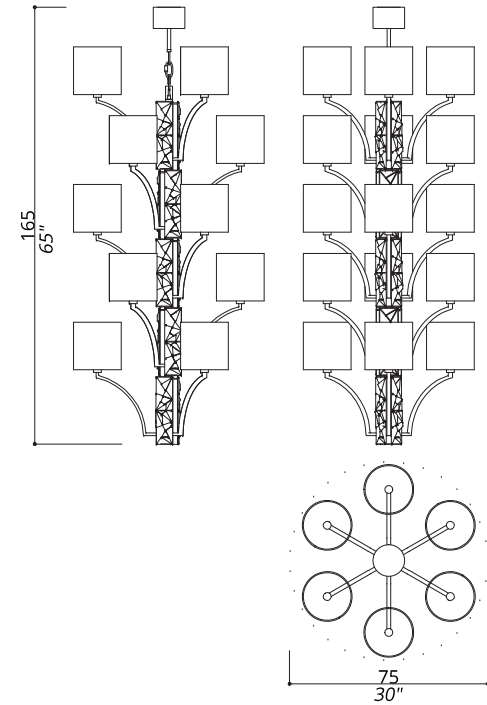
131-BB-30

TABLE LAMP

TWO-SIDED FRAME IN GALUCHAT UPHOLSTERY.
STRUCTURE IN F_10 (NATURAL BRASS);
DARK GRAY GALUCHAT.
PORTORO MARBLE BASE.

1 LIGHT
TYPE E27

CREA



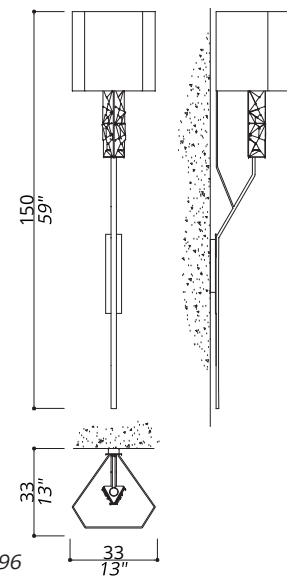
211-BB-24

MODULAR
CHANDELIER

FIVE MODULAR FIXTURES COMPOSITION.
CENTRAL STRUCTURE OF 3D DESIGNED
PANELS IN SOLID BRASS. 50 CM OF CHAIN
INCLUDED.

STRUCTURE IN F_13 (BURNISHED BRASS
FINISH); TILES IN F_12 (BRUSHED &
BURNISHED BRASS); CONNECTION BOX
AND DETAILS IN F_10 (NATURAL BRASS).

15 LIGHTS
TYPE E14



221-NK-04

WALL LAMP

CENTRAL STRUCTURE OF 3D DESIGNED
PANELS IN SOLID BRASS.
STRUCTURE IN L_56 (BLACK MATTE FINISH);
TILES IN F_33 (SATIN NICKEL FINISH);
DETAILS AND CONNECTION BOX IN F_31
(POLISHED NICKEL FINISH).

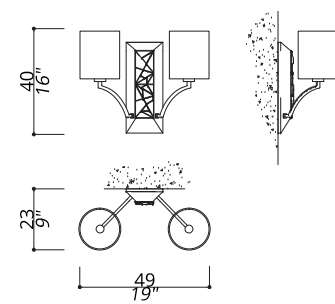
1 LIGHT
TYPE E27

221-BB-33

WALL LAMP

STRUCTURE IN F_13 (BURNISHED BRASS
FINISH); TILES IN F_12 (BRUSHED &
BURNISHED BRASS); CONNECTION BOX
AND DETAILS IN F_10 (NATURAL BRASS).

1 LIGHT
TYPE E27

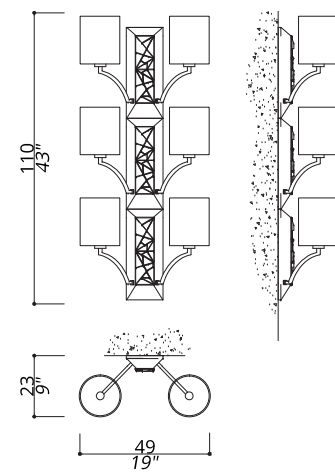


222-NC-23

WALL LAMP

ONE MODULE COMPOSITION. CENTRAL
STRUCTURE OF 3D DESIGNED PANELS IN
SOLID BRASS.
STRUCTURE IN L_57; TILES IN F_33; DETAILS
AND CONNECTION BOX IN F_31.

2 LIGHTS
TYPE E14



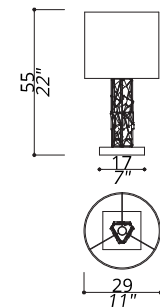
223-GJ-33

WALL LAMP

THREE MODULES COMPOSITION. CENTRAL
STRUCTURE OF 3D DESIGNED PANELS IN
SOLID BRASS.

STRUCTURE IN L_55 (BEIGE FINISH); TILES
IN F_15 (SATIN GOLD FINISH); DETAILS AND
CONNECTION BOX IN F_14 (POLISHED
GOLD FINISH).

6 LIGHTS
TYPE E14

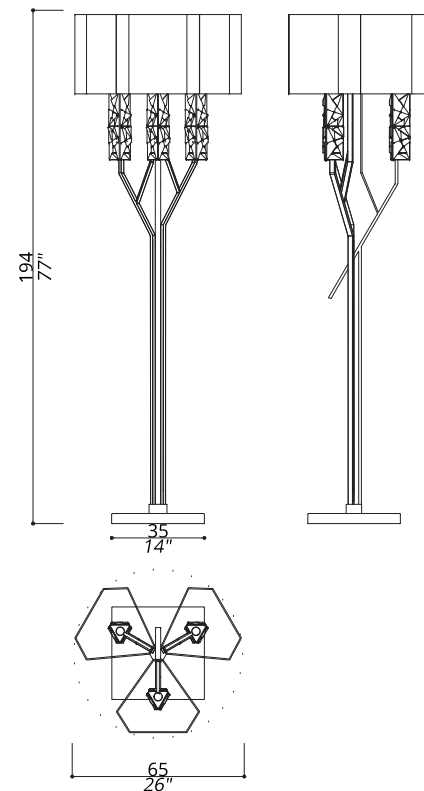


231-BB-28

TABLE LAMP

CENTRAL STRUCTURE OF 3D DESIGNED
PANELS IN SOLID BRASS.
STRUCTURE AND CONNECTION BOX IN F_13
(BURNISHED BRASS FINISH); TILES IN F_12
(BRUSHED & BURNISHED BRASS);
DETAILS IN F_10 (NATURAL BRASS).
METAL BASE.

1 LIGHT
TYPE E27



241-GK-11

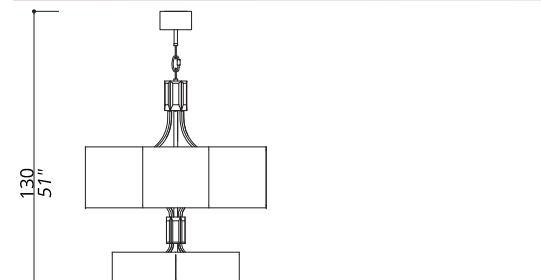
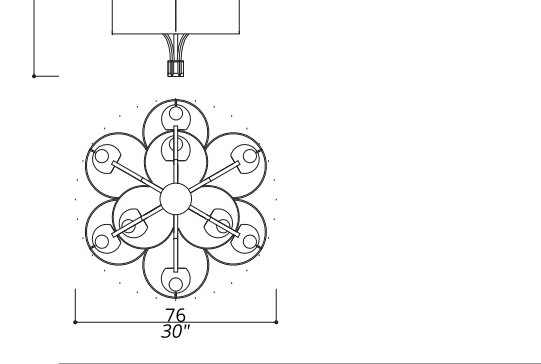
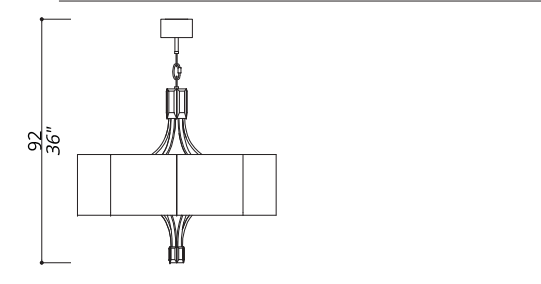
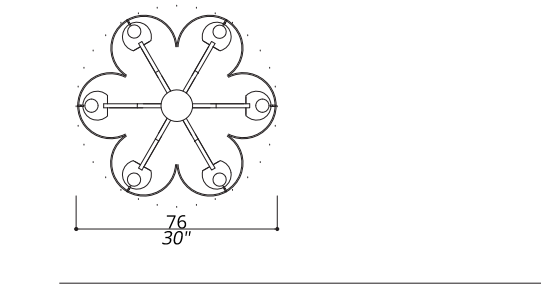
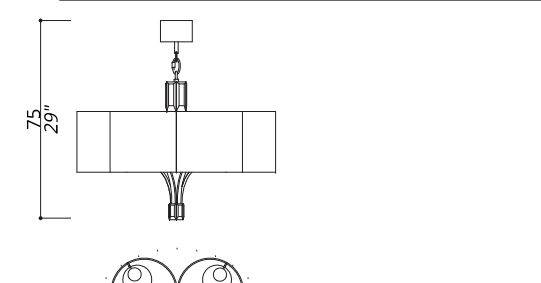
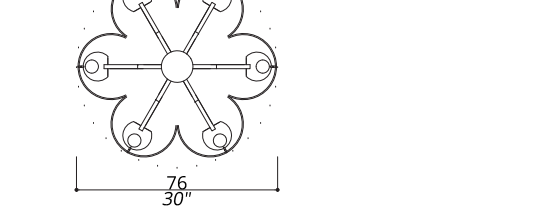
FLOOR LAMP

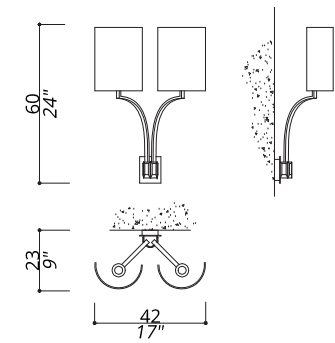
CENTRAL STRUCTURES OF 3D DESIGNED
PANELS IN SOLID BRASS.

STRUCTURE IN L_56 (BLACK MATTE FINISH);
TILES IN F_15 (SATIN GOLD FINISH);
DETAILS IN F_14 (POLISHED GOLD FINISH).
METAL BASE.

3 LIGHTS
TYPE E27

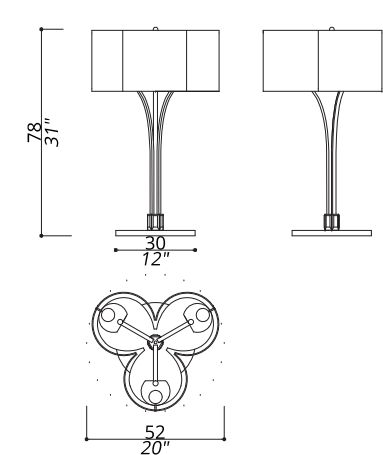
BLOOM

	311-NJ-23	MODULAR CHANDELIER	TWO LAYER COMPOSITION OF SIX PLUS THREE PETAL-SHAPED SHADES. 50 CM OF CHAIN INCLUDED. STRUCTURE IN L_55 (BEIGE FINISH); CONNECTION BOX AND DETAILS IN F_31 (POLISHED NICKEL FINISH) AND F_33 (SATIN NICKEL FINISH).	9 LIGHTS TYPE E14
	311-GK-30	MODULAR CHANDELIER	STRUCTURE IN L_56 (BLACK MATTE FINISH); CONNECTION BOX AND DETAILS IN F_14 (POLISHED GOLD FINISH) AND F_15 (SATIN GOLD FINISH).	9 LIGHTS TYPE E14
	312-NJ-23	CHANDELIER	ONE LAYER COMPOSITION OF SIX PETAL-SHAPED SHADES. 50 CM OF CHAIN INCLUDED. STRUCTURE IN L_55 (BEIGE FINISH); CONNECTION BOX AND DETAILS IN F_31 (POLISHED NICKEL FINISH) AND F_33 (SATIN NICKEL FINISH).	6 LIGHTS TYPE E14
	312-GK-30	CHANDELIER	STRUCTURE IN L_56 (BLACK MATTE FINISH); CONNECTION BOX AND DETAILS IN F_14 (POLISHED GOLD FINISH) AND F_15 (SATIN GOLD FINISH).	6 LIGHTS TYPE E14
	313-NJ-23	CHANDELIER	ONE LAYER COMPOSITION OF SIX PETAL-SHAPED SHADES. 50 CM OF CHAIN INCLUDED. STRUCTURE IN L_55 (BEIGE FINISH); CONNECTION BOX AND DETAILS IN F_31 (POLISHED NICKEL FINISH) AND F_33 (SATIN NICKEL FINISH).	6 LIGHTS TYPE E14
	313-GK-30	CHANDELIER	STRUCTURE IN L_56 (BLACK MATTE FINISH); CONNECTION BOX AND DETAILS IN F_14 (POLISHED GOLD FINISH) AND F_15 (SATIN GOLD FINISH).	6 LIGHTS TYPE E14



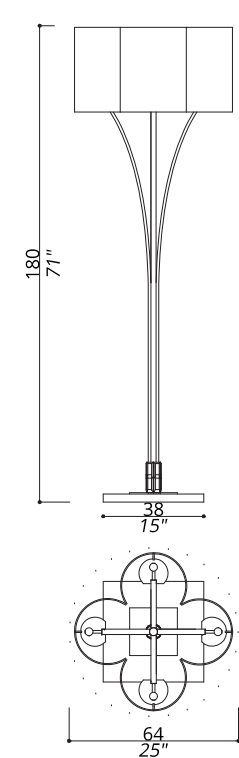
321-NJ-23	WALL LAMP	STRUCTURE IN L_55 (BEIGE FINISH); CONNECTION BOX AND DETAILS IN F_31 (POLISHED NICKEL FINISH) AND F_33 (SATIN NICKEL FINISH).	2 LIGHTS TYPE E14
------------------	-----------	---	----------------------

321-GK-30	WALL LAMP	STRUCTURE IN L_56 (BLACK MATTE FINISH); CONNECTION BOX AND DETAILS IN F_14 (POLISHED GOLD FINISH) AND F_15 (SATIN GOLD FINISH).	2 LIGHTS TYPE E14
------------------	-----------	---	----------------------



331-NJ-23	TABLE LAMP	THREE PETAL-SHAPED SHADES COMPOSITION. STRUCTURE AND BASE IN L_55 (BEIGE FINISH); DETAILS IN F_31 (POLISHED NICKEL FINISH) AND F_33 (SATIN NICKEL FINISH). METAL BASE.	3 LIGHTS TYPE E14
------------------	------------	---	----------------------

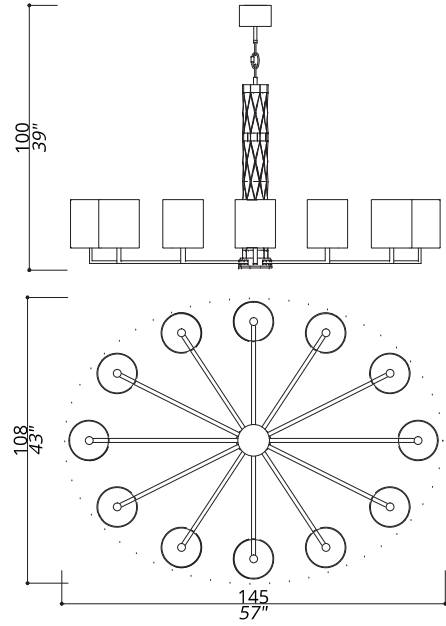
331-GK-30	TABLE LAMP	STRUCTURE AND BASE IN L_56 (BLACK MATTE FINISH); DETAILS IN F_14 (POLISHED GOLD FINISH) AND F_15 (SATIN GOLD FINISH). METAL BASE.	3 LIGHTS TYPE E14
------------------	------------	---	----------------------



341-NJ-23	FLOOR LAMP	FOUR PETAL-SHAPED SHADES COMPOSITION. STRUCTURE AND BASE IN L_55 (BEIGE FINISH); DETAILS IN F_31 (POLISHED NICKEL FINISH) AND F_33 (SATIN NICKEL FINISH). METAL BASE.	4 LIGHTS TYPE E14
------------------	------------	--	----------------------

341-GK-30	FLOOR LAMP	STRUCTURE AND BASE IN L_56 (BLACK MATTE FINISH); DETAILS IN F_14 (POLISHED GOLD FINISH) AND F_15 (SATIN GOLD FINISH). METAL BASE.	4 LIGHTS TYPE E14
------------------	------------	---	----------------------

FLAIRE



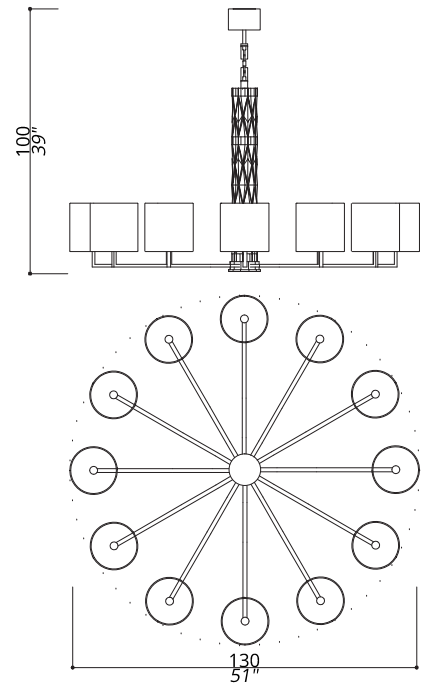
411-BB-22

CHANDELIER

OVAL SHAPED; CENTRAL STRUCTURE COMPOSITION OF SOLID BRASS ELEMENTS. 50 CENTIMETRES OF CHAIN INCLUDED.

STRUCTURE IN F_13 (BURNISHED BRASS FINISH); CONNECTION BOX AND DETAILS IN F_10 (NATURAL BRASS).

12 LIGHTS
TYPE E14



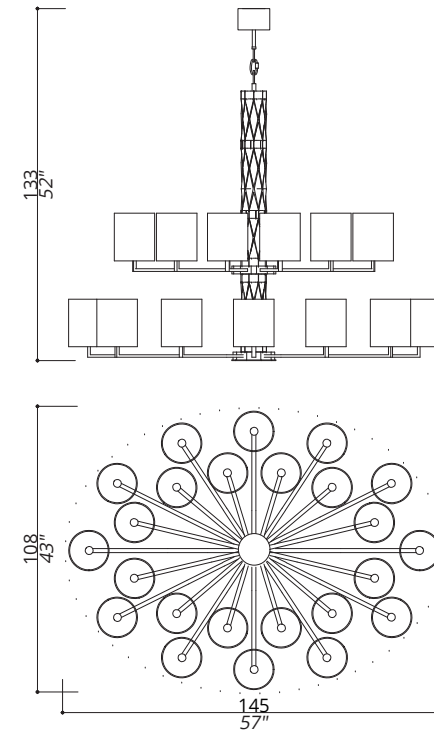
413-BB-22

CHANDELIER

ROUND SHAPED; CENTRAL STRUCTURE COMPOSITION OF SOLID BRASS ELEMENTS. 50 CENTIMETRES OF CHAIN INCLUDED.

STRUCTURE IN F_13 (BURNISHED BRASS FINISH); CONNECTION BOX AND DETAILS IN F_10 (NATURAL BRASS).

12 LIGHTS
TYPE E14



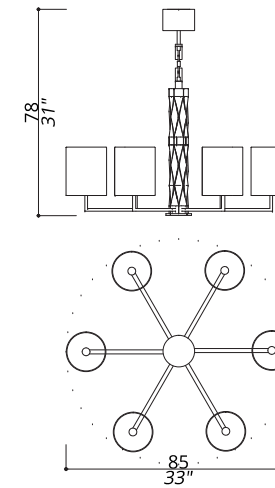
414-BB-24

DOUBLE
CHANDELIER

TWO LAYERS, OVAL SHAPED; CENTRAL STRUCTURE COMPOSITION OF SOLID BRASS ELEMENTS. 50 CENTIMETRES OF CHAIN INCLUDED.

STRUCTURE IN F_13 (BURNISHED BRASS FINISH); CONNECTION BOX AND DETAILS IN F_10 (NATURAL BRASS).

24 LIGHTS
TYPE E14



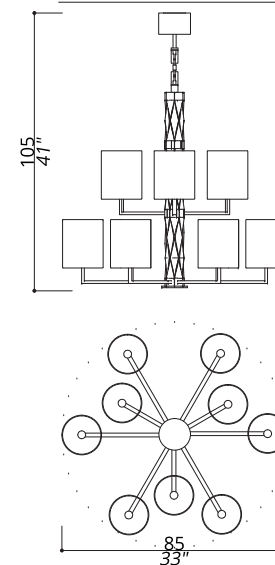
415-BB-22

CHANDELIER

ROUND SHAPED; CENTRAL STRUCTURE COMPOSITION OF SOLID BRASS ELEMENTS. 50 CENTIMETRES OF CHAIN INCLUDED.

STRUCTURE IN F_13 (BURNISHED BRASS FINISH); CONNECTION BOX AND DETAILS IN F_10 (NATURAL BRASS).

6 LIGHTS
TYPE E14



416-BB-22

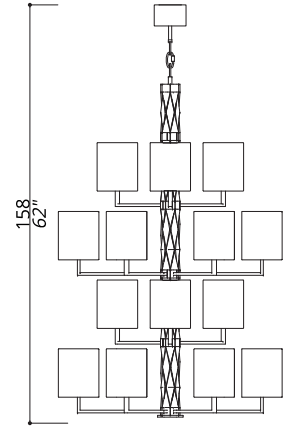
CHANDELIER

ROUND SHAPED; CENTRAL STRUCTURE COMPOSITION OF SOLID BRASS ELEMENTS. 50 CENTIMETRES OF CHAIN INCLUDED.

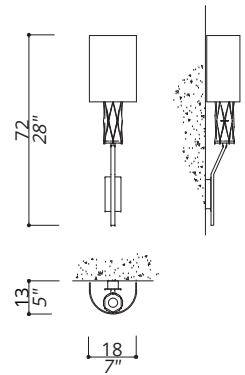
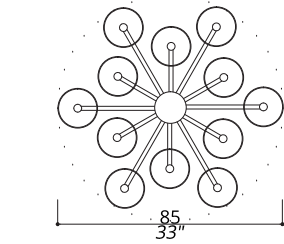
STRUCTURE IN F_13 (BURNISHED BRASS FINISH); CONNECTION BOX AND DETAILS IN F_10 (NATURAL BRASS).

9 LIGHTS
TYPE E14

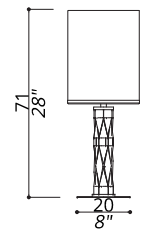
FLAIRE



418-BB-22 MODULAR CHANDELIER
 ROUND SHAPED; CENTRAL STRUCTURE COMPOSITION OF SOLID BRASS ELEMENTS. 50 CENTIMETRES OF CHAIN INCLUDED.
 STRUCTURE IN F_13 (BURNISHED BRASS FINISH); CONNECTION BOX AND DETAILS IN F_10 (NATURAL BRASS).
 18 LIGHTS TYPE E14

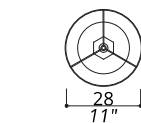


421-BB-22 WALL LAMP
 STRUCTURE IN F_13 (BURNISHED BRASS FINISH); CONNECTION BOX AND DETAILS IN F_10 (NATURAL BRASS).
 1 LIGHT TYPE E14

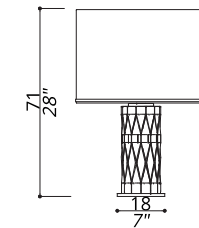


431-BB-22 TABLE LAMP
 STRUCTURE AND BASE IN F_13 (BURNISHED BRASS FINISH); DETAILS IN F_10 (NATURAL BRASS). METAL BASE.
 1 LIGHT TYPE E27

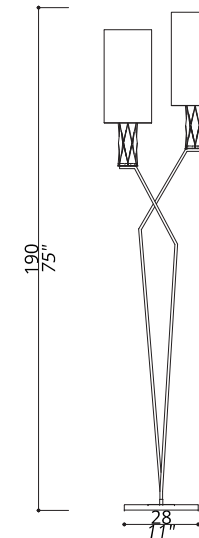
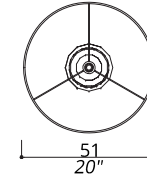
431-NN-22 TABLE LAMP
 STRUCTURE AND BASE IN F_33 (SATIN NICKEL FINISH); DETAILS IN F_31 (POLISHED NICKEL FINISH). METAL BASE.
 1 LIGHT TYPE E27



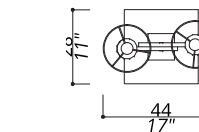
431-RK-25 TABLE LAMP
 STRUCTURE AND BASE IN L_56 (BLACK MATTE FINISH); DETAILS IN F_21 (POLISHED COPPER FINISH). METAL BASE.
 1 LIGHT TYPE E27



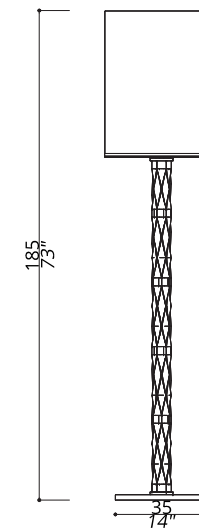
432-BB-22 TABLE LAMP
 STRUCTURE AND BASE IN F_13 (BURNISHED BRASS FINISH); DETAILS IN F_10 (NATURAL BRASS). METAL BASE.
 1 LIGHT TYPE E27



441-RK-25 FLOOR LAMP
 STRUCTURE IN L_56 (BLACK MATTE FINISH); DETAILS IN F_21 (POLISHED COPPER FINISH). MARQUINIA MARBLE BASE.
 2 LIGHTS TYPE E14



441-BB-22 FLOOR LAMP
 STRUCTURE IN F_13 (BURNISHED BRASS FINISH); DETAILS IN F_10 (NATURAL BRASS). PORTORO MARBLE BASE.
 2 LIGHTS TYPE E14



442-BB-22 FLOOR LAMP
 STRUCTURE IN F_13 (BURNISHED BRASS FINISH); DETAILS IN F_10 (NATURAL BRASS). PORTORO MARBLE BASE.
 1 LIGHT TYPE E27

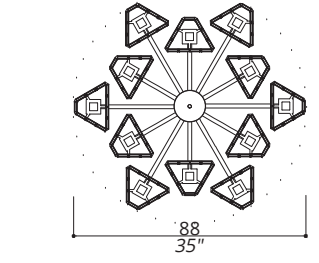
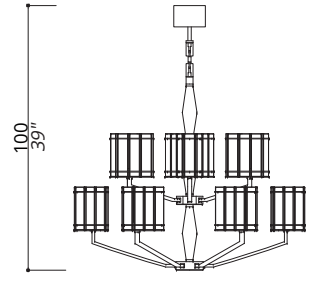


TOP

	511-GK-24 CHANDELIER	TWO LAYERED CHANDELIER; SOLID ALUMINIUM CENTRAL STRUCTURE. 50 CENTIMETRES OF CHAIN INCLUDED. STRUCTURE IN L_56 (BLACK MATTE FINISH); CONNECTION BOX AND DETAILS IN F_15 (SATIN GOLD FINISH).	12 LIGHTS TYPE E14
	512-GK-24 CHANDELIER	TWO LAYERED CHANDELIER; SOLID ALUMINIUM CENTRAL STRUCTURE. 50 CENTIMETRES OF CHAIN INCLUDED. STRUCTURE IN L_56 (BLACK MATTE FINISH); CONNECTION BOX AND DETAILS IN F_15 (SATIN GOLD FINISH).	9 LIGHTS TYPE E14
	513-GK-24 CHANDELIER	ONE LAYERED CHANDELIER; SOLID ALUMINIUM CENTRAL STRUCTURE. 50 CENTIMETRES OF CHAIN INCLUDED. STRUCTURE IN L_56 (BLACK MATTE FINISH); CONNECTION BOX AND DETAILS IN F_15 (SATIN GOLD FINISH).	6 LIGHTS TYPE E14
	521-GK-24 WALL LAMP	STRUCTURE IN L_56 (BLACK MATTE FINISH); CONNECTION BOX AND DETAILS IN F_15 (SATIN GOLD FINISH).	1 LIGHT TYPE E14

	515-GK-24 PENDANT	SOLID ALUMINIUM CENTRAL STRUCTURE. 50 CENTIMETRES OF CHAIN INCLUDED. STRUCTURE IN L_56 (BLACK MATTE FINISH); CONNECTION BOX AND DETAILS IN F_15 (SATIN GOLD FINISH).	3 LIGHTS TYPE E14
	531-GK-24 TABLE LAMP	STRUCTURE IN L_56 (BLACK MATTE FINISH); BASE AND DETAILS IN F_15 (SATIN GOLD FINISH). METAL BASE.	1 LIGHT TYPE E27
	532-GK-24 TABLE LAMP	STRUCTURE IN L_56 (BLACK MATTE FINISH); BASE AND DETAILS IN F_15 (SATIN GOLD FINISH). METAL BASE.	1 LIGHT TYPE E27
	541-GK-24 FLOOR LAMP	STRUCTURE IN L_56 (BLACK MATTE FINISH); BASE AND DETAILS IN F_15 (SATIN GOLD FINISH). METAL BASE.	1 LIGHT TYPE E27

TOP GLASS



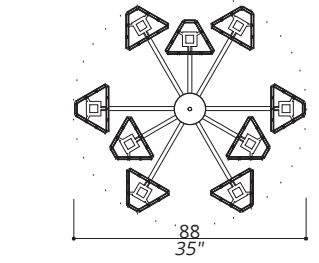
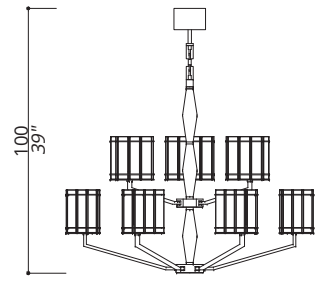
611-GK-X

CHANDELIER

TWO LAYERED CHANDELIER; SOLID ALUMINIUM CENTRAL STRUCTURE. 50 CENTIMETRES OF CHAIN INCLUDED.

STRUCTURE IN L_56 (BLACK MATTE FINISH); CONNECTION BOX AND DETAILS IN F_15 (SATIN GOLD FINISH).

12 LIGHTS
TYPE G9



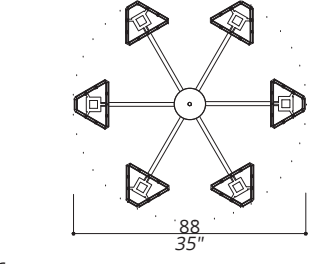
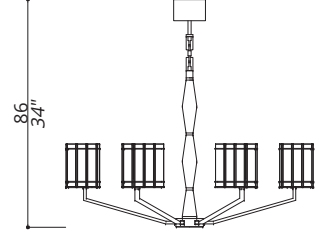
612-GK-X

CHANDELIER

TWO LAYERED CHANDELIER; SOLID ALUMINIUM CENTRAL STRUCTURE. 50 CENTIMETRES OF CHAIN INCLUDED.

STRUCTURE IN L_56 (BLACK MATTE FINISH); CONNECTION BOX AND DETAILS IN F_15 (SATIN GOLD FINISH).

9 LIGHTS
TYPE G9



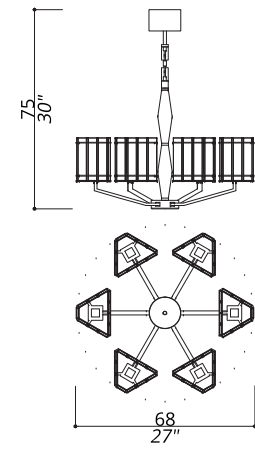
613-GK-X

CHANDELIER

ONE LAYERED CHANDELIER; SOLID ALUMINIUM CENTRAL STRUCTURE. 50 CENTIMETRES OF CHAIN INCLUDED.

STRUCTURE IN L_56 (BLACK MATTE FINISH); CONNECTION BOX AND DETAILS IN F_15 (SATIN GOLD FINISH).

6 LIGHTS
TYPE G9



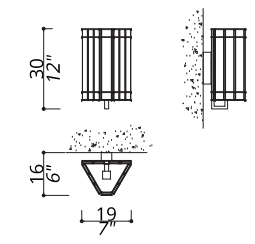
614-GK-X

PENDANT

SOLID ALUMINIUM CENTRAL STRUCTURE. 50 CENTIMETRES OF CHAIN INCLUDED.

6 LIGHTS
TYPE G9

STRUCTURE IN L_56 (BLACK MATTE FINISH); CONNECTION BOX AND DETAILS IN F_15 (SATIN GOLD FINISH).

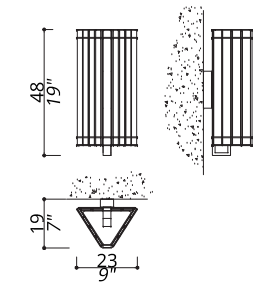


621-GK-X

WALL LAMP

STRUCTURE IN L_56 (BLACK MATTE FINISH); BASE AND DETAILS IN F_15 (SATIN GOLD FINISH). METAL BASE.

1 LIGHT
TYPE G9

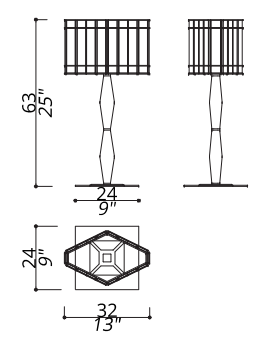


623-GK-X

WALL LAMP

STRUCTURE IN L_56 (BLACK MATTE FINISH); BASE AND DETAILS IN F_15 (SATIN GOLD FINISH). METAL BASE.

2 LIGHTS
TYPE G9

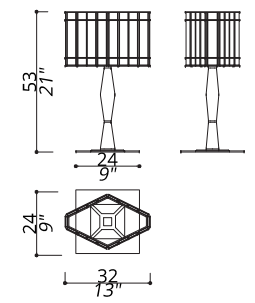


631-GK-24

TABLE LAMP

TWO LAYERED CHANDELIER; SOLID ALUMINIUM CENTRAL STRUCTURE. 50 CENTIMETRES OF CHAIN INCLUDED.

1 LIGHT
TYPE E27

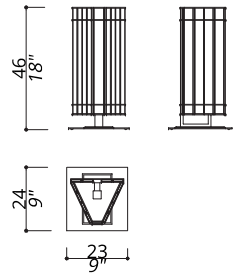


632-GK-24

TABLE LAMP

STRUCTURE IN L_56 (BLACK MATTE FINISH); BASE AND DETAILS IN F_15 (SATIN GOLD FINISH). METAL BASE.

1 LIGHT
TYPE E27

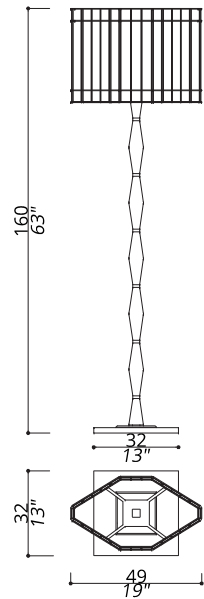


633-GK-X

TABLE LAMP

STRUCTURE IN L_56 (BLACK MATTE FINISH); BASE AND DETAILS IN F_15 (SATIN GOLD FINISH). METAL BASE.

2 LIGHTS
TYPE G9

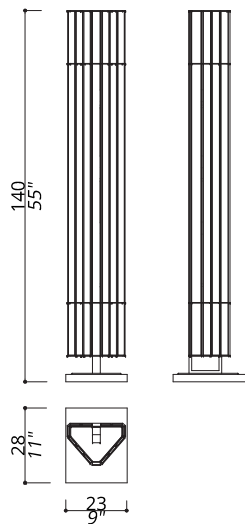


641-GK-X

FLOOR LAMP

STRUCTURE IN L_56 (BLACK MATTE FINISH); BASE AND DETAILS IN F_15 (SATIN GOLD FINISH). METAL BASE.

1 LIGHT
TYPE E27

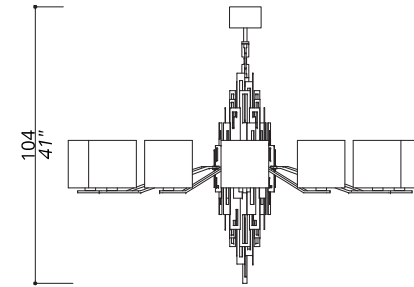


642-GK-X

FLOOR LAMP

STRUCTURE IN L_56 (BLACK MATTE FINISH); BASE AND DETAILS IN F_15 (SATIN GOLD FINISH). METAL BASE.

3 LIGHTS
TYPE G9



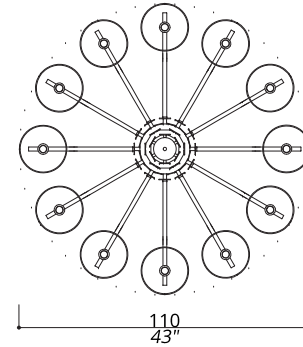
711-BB-11

CHANDELIER

PLAIN & HAMMERED PLATES CENTRAL DESIGN. 50 CENTIMETRES OF CHAIN INCLUDED.

STRUCTURE IN F_13 (BURNISHED BRASS FINISH); CONNECTION BOX IN F_10 (NATURAL BRASS). DETAILS IN F_13, F_12 (BRUSHED&BURNISHED BRASS) AND F_10.

12 LIGHTS
TYPE E14

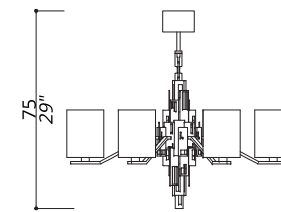


711-NN-33

CHANDELIER

STRUCTURE IN F_41 (POLISHED BLACK NICKEL); CONNECTION BOX IN F_31 (POLISHED NICKEL FINISH). DETAILS IN F_41, F_33 (SATIN NICKEL FINISH) AND F_31.

12 LIGHTS
TYPE E14



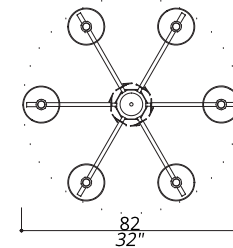
712-BB-11

CHANDELIER

PLAIN & HAMMERED PLATES CENTRAL DESIGN. 50 CENTIMETRES OF CHAIN INCLUDED.

STRUCTURE IN F_13 (BURNISHED BRASS FINISH); CONNECTION BOX IN F_10 (NATURAL BRASS). DETAILS IN F_13, F_12 (BRUSHED&BURNISHED BRASS) AND F_10.

6 LIGHTS
TYPE E14

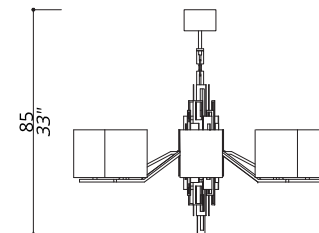


712-NN-33

CHANDELIER

STRUCTURE IN F_41 (POLISHED BLACK NICKEL); CONNECTION BOX IN F_31 (POLISHED NICKEL FINISH). DETAILS IN F_41, F_33 (SATIN NICKEL FINISH) AND F_31.

6 LIGHTS
TYPE E14



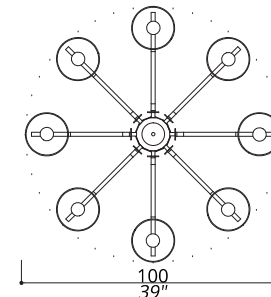
713-BB-11

CHANDELIER

PLAIN & HAMMERED PLATES CENTRAL DESIGN. 50 CENTIMETRES OF CHAIN INCLUDED.

STRUCTURE IN F_13 (BURNISHED BRASS FINISH); CONNECTION BOX IN F_10 (NATURAL BRASS). DETAILS IN F_13, F_12 (BRUSHED&BURNISHED BRASS) AND F_10.

8 LIGHTS
TYPE E14



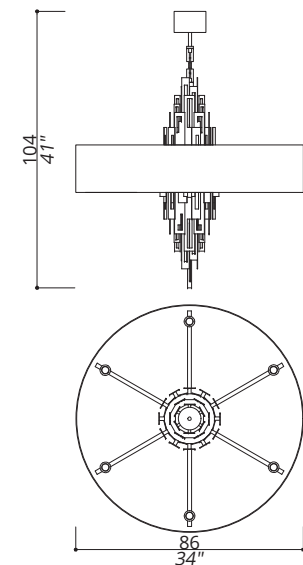
713-NN-33

CHANDELIER

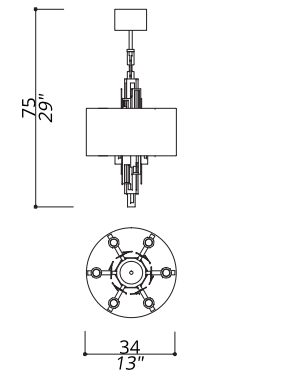
STRUCTURE IN F_41 (POLISHED BLACK NICKEL); CONNECTION BOX IN F_31 (POLISHED NICKEL FINISH). DETAILS IN F_41, F_33 (SATIN NICKEL FINISH) AND F_31.

8 LIGHTS
TYPE E14

GLAM

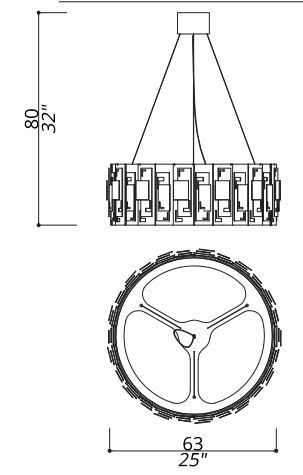


756-BB-11	PENDANT	PLAIN & HAMMERED PLATES CENTRAL DESIGN. 50 CENTIMETRES OF CHAIN INCLUDED. STRUCTURE IN F_13 (BURNISHED BRASS FINISH); CONNECTION BOX IN F_10 (NATURAL BRASS). DETAILS IN F_13, F_12 (BRUSHED&BURNISHED BRASS) AND F_10.	6 LIGHTS TYPE E14
------------------	---------	--	----------------------



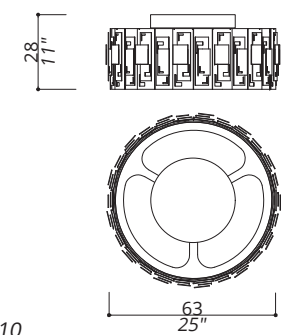
757-BB-11	PENDANT	PLAIN & HAMMERED PLATES CENTRAL DESIGN. 50 CENTIMETRES OF CHAIN INCLUDED. STRUCTURE IN F_12 (BRUSHED&BURNISHED BRASS); CONNECTION BOX AND DETAILS IN F_10 (NATURAL BRASS)	6 LIGHTS TYPE E14
------------------	---------	--	----------------------

757-NK-07	PENDANT	STRUCTURE IN L_56 (BLACK FINISH); DETAILS IN L_56, F_33 (SATIN NICKEL) AND F_31 (POLISHED NICKEL). CONNECTION BOX IN F_31.	6 LIGHTS TYPE E14
------------------	---------	--	----------------------



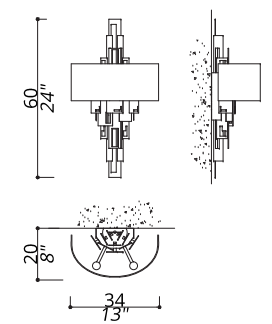
750-BB	PENDANT	PLAIN & HAMMERED PLATES DESIGN. 50 CENTIMETRES OF STEEL WIRE INCLUDED. STRUCTURE AND CONNECTION BOX IN F_13 (BURNISHED BRASS FINISH); DETAILS IN F_12 (BRUSHED&BURNISHED BRASS) AND F_10 (NATURAL BRASS).	6 LIGHTS TYPE E27
---------------	---------	--	----------------------

750-NJ	PENDANT	STRUCTURE AND CONNECTION BOX IN L_55 (BEIGE FINISH); DETAILS IN L_55, F_33 (SATIN NICKEL) AND F_31 (POLISHED NICKEL).	6 LIGHTS TYPE E27
---------------	---------	---	----------------------

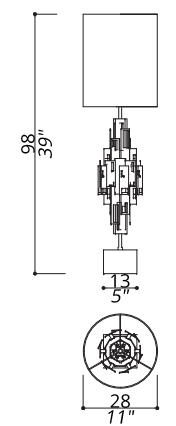


751-BB	CEILING LAMP	PLAIN & HAMMERED PLATES DESIGN. STRUCTURE AND CONNECTION BOX IN F_13 (BURNISHED BRASS FINISH); DETAILS IN F_12 (BRUSHED&BURNISHED BRASS) AND F_10 (NATURAL BRASS).	6 LIGHTS TYPE E27
---------------	--------------	---	----------------------

751-NJ	CEILING LAMP	STRUCTURE AND CONNECTION BOX IN L_55 (BEIGE FINISH); DETAILS IN L_55, F_33 (SATIN NICKEL) AND F_31 (POLISHED NICKEL).	6 LIGHTS TYPE E27
---------------	--------------	---	----------------------



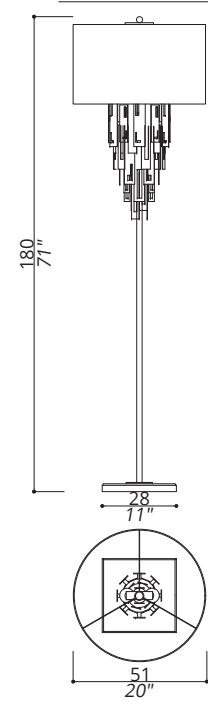
721-BB-11	WALL LAMP	PLAIN & HAMMERED PLATES CENTRAL DESIGN. STRUCTURE AND CONNECTION BOX IN F_10 (NATURAL BRASS). DETAILS IN F_12 (BRUSHED&BURNISHED BRASS) AND F_10.	2 LIGHTS TYPE E14
------------------	-----------	--	----------------------



731-BB-11	TABLE LAMP	PLAIN & HAMMERED PLATES CENTRAL DESIGN. STRUCTURE IN F_10 (NATURAL BRASS); DETAILS IN F_12 (BRUSHED&BURNISHED BRASS) AND F_10. CALACATTA MARBLE BASE.	1 LIGHT TYPE E27
------------------	------------	--	---------------------

731-BB-26	TABLE LAMP	STRUCTURE IN F_10 (NATURAL BRASS); DETAILS IN F_12 (BRUSHED&BURNISHED BRASS) AND F_10. PORTORO MARBLE BASE.	1 LIGHT TYPE E27
------------------	------------	---	---------------------

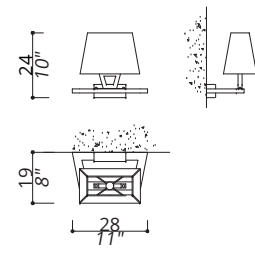
731-NK-07	TABLE LAMP	STRUCTURE IN L_56 (BLACK FINISH); DETAILS IN L_56, F_33 (SATIN NICKEL FINISH) AND F_31 (POLISHED NICKEL FINISH). MARQUINIA MARBLE BASE.	1 LIGHT TYPE E27
------------------	------------	---	---------------------



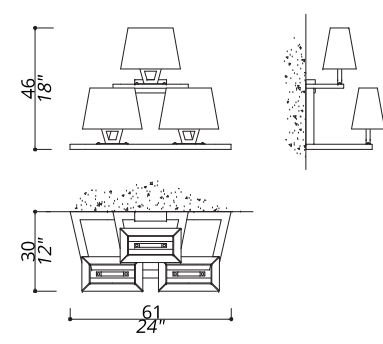
741-BB-11	FLOOR LAMP	PLAIN & HAMMERED PLATES CENTRAL DESIGN. STRUCTURE IN F_10 (NATURAL BRASS); DETAILS IN F_12 (BRUSHED&BURNISHED BRASS) AND F_10. PORTORO MARBLE BASE.	2 LIGHTS TYPE E27
------------------	------------	--	----------------------

TRAPEZE

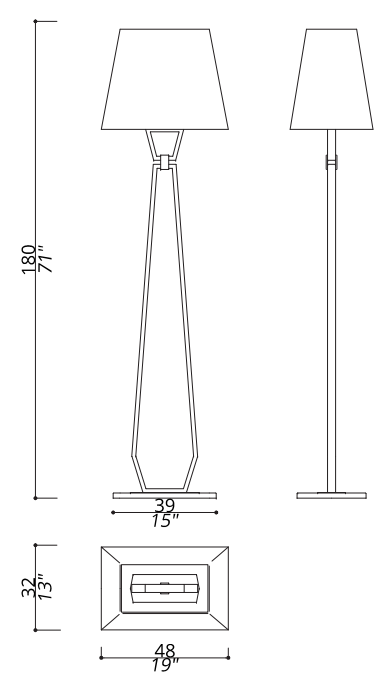
	811-NC-04	DOUBLE CHANDELIER	STRUCTURE IN L_57 (WHITE FINISH); DETAILS AND CONNECTION BOX IN F_31 (POLISHED NICKEL FINISH).	12 LIGHTS TYPE E14
	811-BB-24	DOUBLE CHANDELIER	STRUCTURE IN F_13 (BURNISHED BRASS FINISH); CONNECTION BOX AND DETAILS IN F_10 (NATURAL BRASS).	12 LIGHTS TYPE E14
	812-NC-04	CHANDELIER	STRUCTURE IN L_57 (WHITE FINISH); DETAILS AND CONNECTION BOX IN F_31 (POLISHED NICKEL FINISH).	8 LIGHTS TYPE E14
	812-BB-24	CHANDELIER	STRUCTURE IN F_13 (BURNISHED BRASS FINISH); CONNECTION BOX AND DETAILS IN F_10 (NATURAL BRASS).	8 LIGHTS TYPE E14
	813-NC-04	CHANDELIER	STRUCTURE IN L_57 (WHITE FINISH); DETAILS AND CONNECTION BOX IN F_31 (POLISHED NICKEL FINISH).	10 LIGHTS TYPE E14
	813-BB-24	CHANDELIER	STRUCTURE IN F_13 (BURNISHED BRASS FINISH); CONNECTION BOX AND DETAILS IN F_10 (NATURAL BRASS).	10 LIGHTS TYPE E14



821-NC-04	WALL LAMP	STRUCTURE IN L_57 (WHITE FINISH); DETAILS AND CONNECTION BOX IN F_31 (POLISHED NICKEL FINISH).	1 LIGHT TYPE E14
821-BB-24	WALL LAMP	STRUCTURE IN F_13 (BURNISHED BRASS FINISH); CONNECTION BOX AND DETAILS IN F_10 (NATURAL BRASS).	1 LIGHT TYPE E14

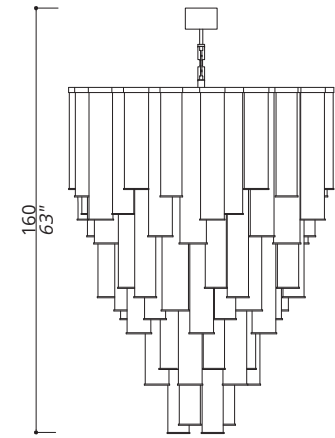


823-NC-04	WALL LAMP	STRUCTURE IN L_57 (WHITE FINISH); DETAILS AND CONNECTION BOX IN F_31 (POLISHED NICKEL FINISH).	3 LIGHTS TYPE E14
823-BB-24	WALL LAMP	STRUCTURE IN F_13 (BURNISHED BRASS FINISH); CONNECTION BOX AND DETAILS IN F_10 (NATURAL BRASS).	3 LIGHTS TYPE E14



841-NC-04	FLOOR LAMP	STRUCTURE IN L_57 (WHITE FINISH); DETAILS AND CONNECTION BOX IN F_31 (POLISHED NICKEL FINISH).	1 LIGHT TYPE E27
841-BB-24	FLOOR LAMP	STRUCTURE IN F_13 (BURNISHED BRASS FINISH); CONNECTION BOX AND DETAILS IN F_10 (NATURAL BRASS).	1 LIGHT TYPE E27

ICE



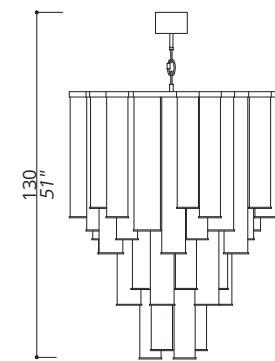
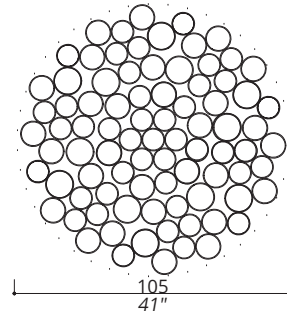
911-BB-08

CHANDELIER

COMPOSITION OF PARCHMENT UPHOLSTERED PLEXIGLASS TUBES. 50 CENTIMETRES OF CHAIN INCLUDED.

STRUCTURE IN F_10 (NATURAL BRASS); CONNECTION BOX AND DETAILS IN F_12 (BRUSHED&BURNISHED BRASS).

24 LIGHTS
TYPE E14
+ 8 TYPE G9



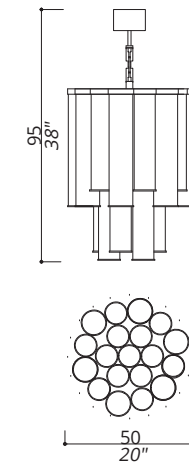
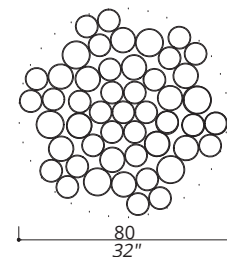
912-BB-08

CHANDELIER

COMPOSITION OF PARCHMENT UPHOLSTERED PLEXIGLASS TUBES. 50 CENTIMETRES OF CHAIN INCLUDED.

STRUCTURE IN F_10 (NATURAL BRASS); CONNECTION BOX AND DETAILS IN F_12 (BRUSHED&BURNISHED BRASS).

16 LIGHTS
TYPE E14
+ 8 TYPE G9



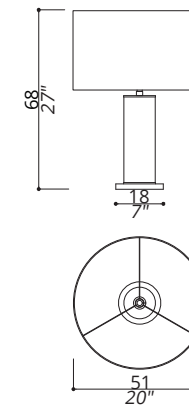
913-BB-08

PENDANT

COMPOSITION OF PARCHMENT UPHOLSTERED PLEXIGLASS TUBES. 50 CENTIMETRES OF CHAIN INCLUDED.

STRUCTURE IN F_10 (NATURAL BRASS); CONNECTION BOX AND DETAILS IN F_12 (BRUSHED&BURNISHED BRASS).

8 LIGHTS
TYPE E14
+ 8 TYPE G9



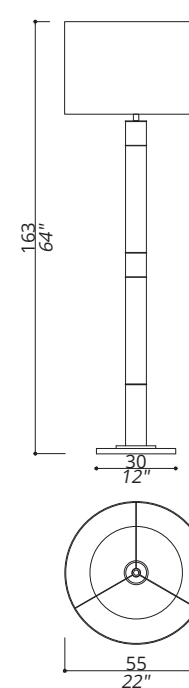
931-BB-11

TABLE LAMP

NATURAL PARCHMENT UPHOLSTERED WOOD CYLINDERS; METAL BASE.

STRUCTURE IN F_10 (NATURAL BRASS); DETAILS AND BASE IN F_13 (BURNISHED BRASS FINISH). METAL BASE.

1 LIGHT
TYPE E27



941-BB-11

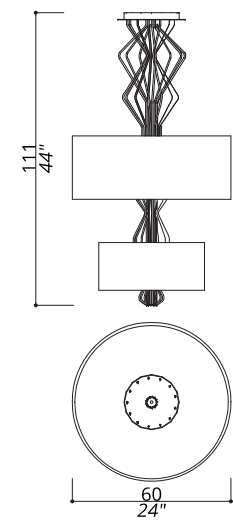
FLOOR LAMP

NATURAL PARCHMENT UPHOLSTERED WOOD CYLINDERS; METAL BASE.

STRUCTURE IN F_10 (NATURAL BRASS); DETAILS AND BASE IN F_13 (BURNISHED BRASS FINISH). METAL BASE.

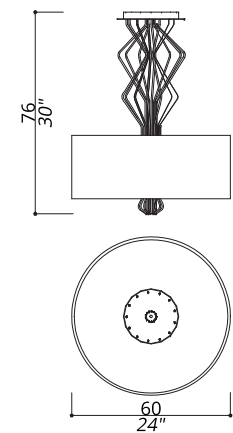
1 LIGHT
TYPE E27

SABA



1011-BB-01	DOUBLE CHANDELIER	TWO LAYERED CHANDELIER. BRASS STICKS CENTRAL DESIGN.	6 LIGHTS TYPE E27
-------------------	-------------------	--	----------------------

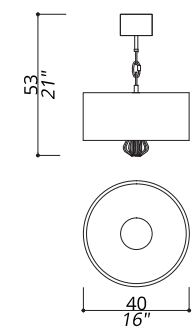
1011-BB-28	DOUBLE CHANDELIER	STRUCTURE IN F_10 (NATURAL BRASS); CONNECTION BOX AND DETAILS IN F_12 (BRUSHED&BURNISHED BRASS).	6 LIGHTS TYPE E27
-------------------	-------------------	--	----------------------



1012-BB-01	CHANDELIER	BRASS STICKS CENTRAL DESIGN.	3 LIGHTS TYPE E27
-------------------	------------	------------------------------	----------------------

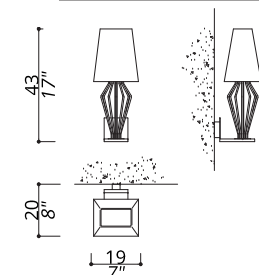
1012-BB-28	CHANDELIER	STRUCTURE IN F_10 (NATURAL BRASS); CONNECTION BOX AND DETAILS IN F_12 (BRUSHED&BURNISHED BRASS).	3 LIGHTS TYPE E27
-------------------	------------	--	----------------------

1012-NN-23	CHANDELIER	STRUCTURE IN F_31 (POLISHED NICKEL FINISH); CONNECTION BOX AND DETAILS IN F_33 (SATIN NICKEL FINISH).	3 LIGHTS TYPE E27
-------------------	------------	---	----------------------

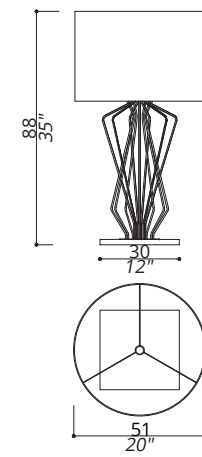


1015-BB-01	PENDANT	BRASS STICKS DESIGN.	3 LIGHTS TYPE E27
-------------------	---------	----------------------	----------------------

1015-BB-28	PENDANT	STRUCTURE AND CONNECTION BOX IN F_10 (NATURAL BRASS).	3 LIGHTS TYPE E27
-------------------	---------	---	----------------------



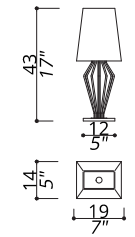
1021-BB-22	WALL LAMP	STRUCTURE AND CONNECTION BOX IN F_10 (NATURAL BRASS).	1 LIGHT TYPE E14
-------------------	-----------	---	---------------------



1031-BB-01	TABLE LAMP	BRASS STICKS CENTRAL DESIGN.	1 LIGHT TYPE E27
-------------------	------------	------------------------------	---------------------

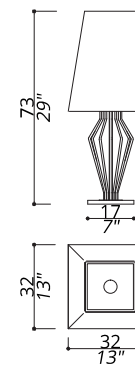
1031-BB-28	TABLE LAMP	STRUCTURE IN F_10 (NATURAL BRASS); DETAILS AND BASE IN F_13 (BURNISHED BRASS FINISH). METAL BASE.	1 LIGHT TYPE E27
-------------------	------------	---	---------------------

1031-NN-23	TABLE LAMP	STRUCTURE IN F_31 (POLISHED NICKEL FINISH); BASE AND DETAILS IN F_33 (SATIN NICKEL FINISH). METAL BASE.	1 LIGHT TYPE E27
-------------------	------------	---	---------------------



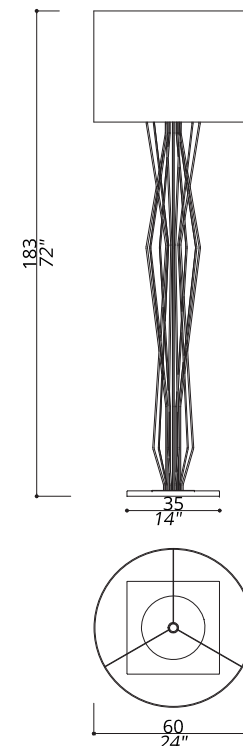
1032-BB-22	TABLE LAMP	BRASS STICKS CENTRAL DESIGN.	1 LIGHT TYPE E14
-------------------	------------	------------------------------	---------------------

1032-NN-23	TABLE LAMP	STRUCTURE IN F_31 (POLISHED NICKEL FINISH); BASE AND DETAILS IN F_33 (SATIN NICKEL FINISH). METAL BASE.	1 LIGHT TYPE E14
-------------------	------------	---	---------------------



1033-BB-22	TABLE LAMP	BRASS STICKS CENTRAL DESIGN.	1 LIGHT TYPE E27
-------------------	------------	------------------------------	---------------------

1033-NN-23	TABLE LAMP	STRUCTURE IN F_31 (POLISHED NICKEL FINISH); BASE AND DETAILS IN F_33 (SATIN NICKEL FINISH). METAL BASE.	1 LIGHT TYPE E27
-------------------	------------	---	---------------------

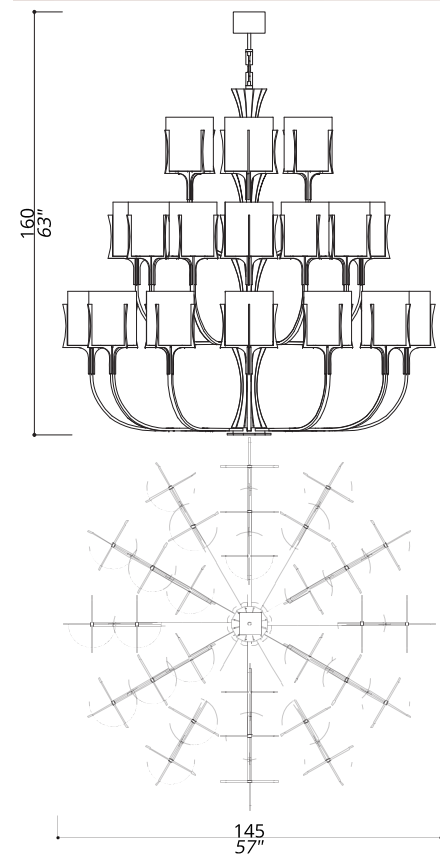


1041-BB-01	FLOOR LAMP	BRASS STICKS CENTRAL DESIGN.	1 LIGHT TYPE E27
-------------------	------------	------------------------------	---------------------

1041-BB-28	FLOOR LAMP	STRUCTURE IN F_10 (NATURAL BRASS); DETAILS AND BASE IN F_13 (BURNISHED BRASS FINISH). METAL BASE.	1 LIGHT TYPE E27
-------------------	------------	---	---------------------

1041-NN-24	FLOOR LAMP	STRUCTURE IN F_41 (POLISHED BLACK NICKEL) AND F_31 (POLISHED NICKEL); BASE IN F_33 (SATIN NICKEL). METAL BASE.	1 LIGHT TYPE E27
-------------------	------------	--	---------------------

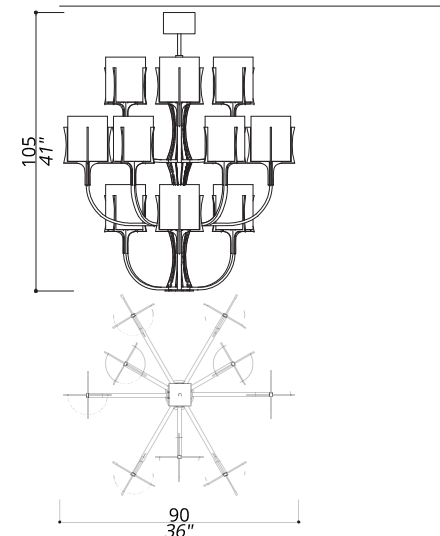
FLOW



1111-GW-24 CHANDELIER THREE LAYERED CHANDELIER; EBONY WOOD STICKS CENTRAL DESIGN. 50 CENTIMETRES OF CHAIN INCLUDED.

STRUCTURE AND CONNECTION BOX IN F_15 (SATIN GOLD FINISH); CENTRAL STRUCTURE IN EBONY WOOD IN SATIN FINISH.

30 LIGHTS TYPE E14



1112-GW-24 MODULAR CHANDELIER THREE LAYERED MODULAR CHANDELIER; EBONY WOOD STICKS CENTRAL DESIGN. 50 CENTIMETRES OF CHAIN INCLUDED.

STRUCTURE AND CONNECTION BOX IN F_15 (SATIN GOLD FINISH); CENTRAL STRUCTURE IN EBONY WOOD IN SATIN FINISH.

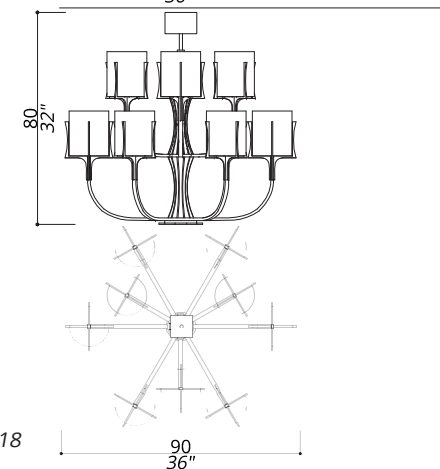
12 LIGHTS TYPE E14

1112-NW-24 MODULAR CHANDELIER STRUCTURE AND CONNECTION BOX IN F_33 (SATIN NICKEL FINISH); CENTRAL STRUCTURE IN EBONY WOOD IN SATIN FINISH.

12 LIGHTS TYPE E14

1112-NW-S MODULAR CHANDELIER STRUCTURE AND CONNECTION BOX IN F_33 (SATIN NICKEL FINISH); CENTRAL STRUCTURE IN EBONY WOOD IN SATIN FINISH.

12 LIGHTS TYPE E14



1113-GW-24 MODULAR CHANDELIER TWO LAYERED MODULAR CHANDELIER; EBONY WOOD STICKS CENTRAL DESIGN. 50 CENTIMETRES OF CHAIN INCLUDED.

STRUCTURE AND CONNECTION BOX IN F_15 (SATIN GOLD FINISH); CENTRAL STRUCTURE IN EBONY WOOD IN SATIN FINISH.

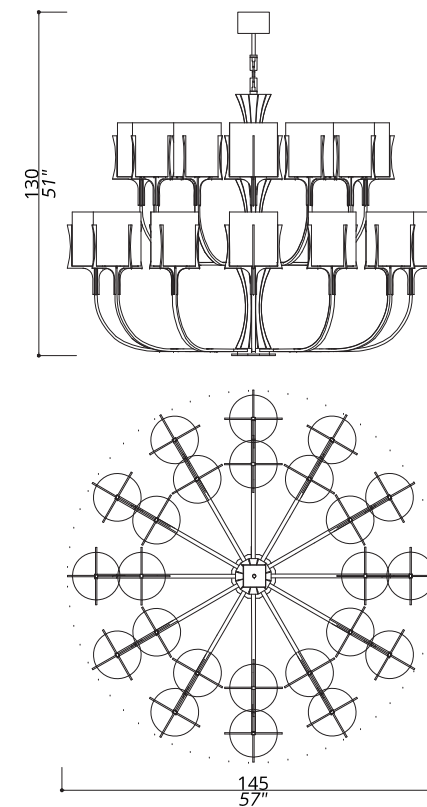
9 LIGHTS TYPE E14

1113-NW-24 MODULAR CHANDELIER STRUCTURE AND CONNECTION BOX IN F_33 (SATIN NICKEL FINISH); CENTRAL STRUCTURE IN EBONY WOOD IN SATIN FINISH.

9 LIGHTS TYPE E14

1113-NW-S MODULAR CHANDELIER STRUCTURE AND CONNECTION BOX IN F_33 (SATIN NICKEL FINISH); CENTRAL STRUCTURE IN EBONY WOOD IN SATIN FINISH.

9 LIGHTS TYPE E14



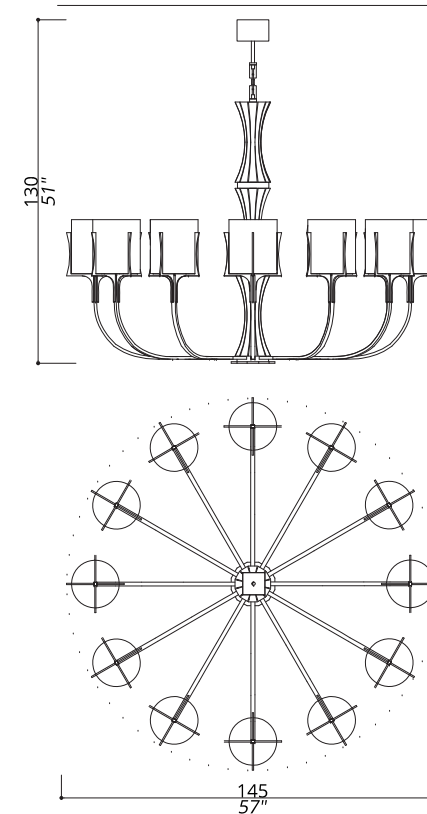
1115-GW-24 CHANDELIER TWO LAYERED CHANDELIER; EBONY WOOD STICKS CENTRAL DESIGN. 50 CENTIMETRES OF CHAIN INCLUDED.

STRUCTURE AND CONNECTION BOX IN F_15 (SATIN GOLD FINISH); CENTRAL STRUCTURE IN EBONY WOOD IN SATIN FINISH.

24 LIGHTS TYPE E14

1115-NW-24 CHANDELIER STRUCTURE AND CONNECTION BOX IN F_33 (SATIN NICKEL FINISH); CENTRAL STRUCTURE IN EBONY WOOD IN SATIN FINISH.

24 LIGHTS TYPE E14



1116-GW-24 CHANDELIER EBONY WOOD STICKS CENTRAL DESIGN. 50 CENTIMETRES OF CHAIN INCLUDED.

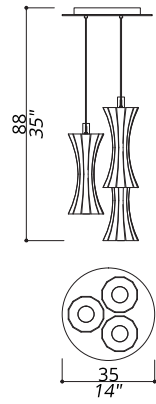
STRUCTURE AND CONNECTION BOX IN F_15 (SATIN GOLD FINISH); CENTRAL STRUCTURE IN EBONY WOOD IN SATIN FINISH.

12 LIGHTS TYPE E14

1116-NW-24 CHANDELIER STRUCTURE AND CONNECTION BOX IN F_33 (SATIN NICKEL FINISH); CENTRAL STRUCTURE IN EBONY WOOD IN SATIN FINISH.

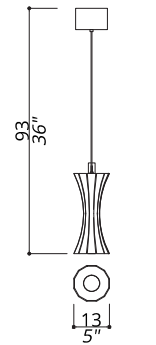
12 LIGHTS TYPE E14

FLOW



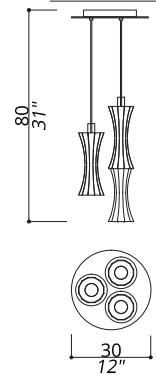
1150-GW	TRIPLE PENDANT	COMPOSITION OF 3 FIXTURES. 50 CENTIMETRES OF STEEL WIRE INCLUDED. CONNECTION BOX IN F_15 (SATIN GOLD FINISH); CENTRAL STRUCTURE IN EBONY WOOD IN SATIN FINISH.	3 LIGHTS GU10 LED INCLUDED
----------------	----------------	--	-------------------------------

1150-NW	TRIPLE PENDANT	CONNECTION BOX IN F_33 (SATIN NICKEL FINISH); CENTRAL STRUCTURE IN EBONY WOOD IN SATIN FINISH.	3 LIGHTS GU10 LED INCLUDED
----------------	----------------	--	-------------------------------



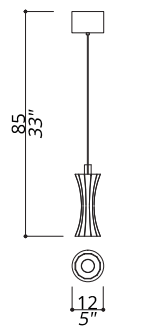
1151-GW	SINGLE PENDANT	SINGLE FIXTURE. 50 CENTIMETRES OF STEEL WIRE INCLUDED. CONNECTION BOX IN F_15 (SATIN GOLD FINISH); CENTRAL STRUCTURE IN EBONY WOOD IN SATIN FINISH.	1 LIGHT GU10 LED INCLUDED
----------------	----------------	---	------------------------------

1151-NW	SINGLE PENDANT	CONNECTION BOX IN F_33 (SATIN NICKEL FINISH); CENTRAL STRUCTURE IN EBONY WOOD IN SATIN FINISH.	1 LIGHT GU10 LED INCLUDED
----------------	----------------	--	------------------------------



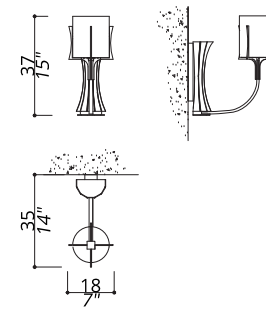
1152-GW	TRIPLE PENDANT	COMPOSITION OF 3 FIXTURES. 50 CENTIMETRES OF STEEL WIRE INCLUDED. CONNECTION BOX IN F_15 (SATIN GOLD FINISH); CENTRAL STRUCTURE IN EBONY WOOD IN SATIN FINISH.	3 LIGHTS GU10 LED INCLUDED
----------------	----------------	--	-------------------------------

1152-NW	TRIPLE PENDANT	CONNECTION BOX IN F_33 (SATIN NICKEL FINISH); CENTRAL STRUCTURE IN EBONY WOOD IN SATIN FINISH.	3 LIGHTS GU10 LED INCLUDED
----------------	----------------	--	-------------------------------



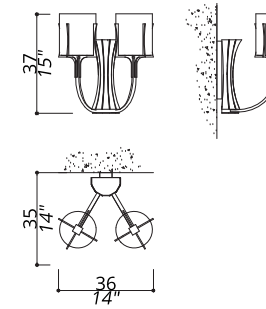
1153-GW	SINGLE PENDANT	SINGLE FIXTURE. 50 CENTIMETRES OF STEEL WIRE INCLUDED. CONNECTION BOX IN F_15 (SATIN GOLD FINISH); CENTRAL STRUCTURE IN EBONY WOOD IN SATIN FINISH.	1 LIGHT GU10 LED INCLUDED
----------------	----------------	---	------------------------------

1153-NW	SINGLE PENDANT	CONNECTION BOX IN F_33 (SATIN NICKEL FINISH); CENTRAL STRUCTURE IN EBONY WOOD IN SATIN FINISH.	1 LIGHT GU10 LED INCLUDED
----------------	----------------	--	------------------------------



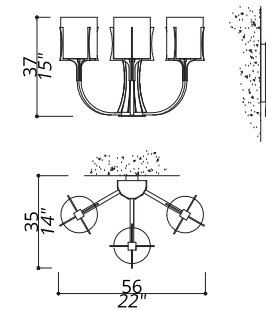
1121-GW-24	WALL LAMP	CONNECTION BOX IN F_15 (SATIN GOLD FINISH); CENTRAL STRUCTURE IN EBONY WOOD IN SATIN FINISH.	1 LIGHT TYPE E14
-------------------	-----------	--	---------------------

1121-NW-24	WALL LAMP	CONNECTION BOX IN F_33 (SATIN NICKEL FINISH); CENTRAL STRUCTURE IN EBONY WOOD IN SATIN FINISH.	1 LIGHT TYPE E14
-------------------	-----------	--	---------------------



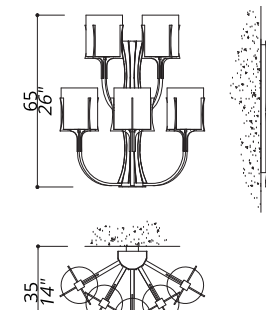
1122-GW-24	WALL LAMP	CONNECTION BOX IN F_15 (SATIN GOLD FINISH); CENTRAL STRUCTURE IN EBONY WOOD IN SATIN FINISH.	2 LIGHTS TYPE E14
-------------------	-----------	--	----------------------

1122-NW-24	WALL LAMP	CONNECTION BOX IN F_33 (SATIN NICKEL FINISH); CENTRAL STRUCTURE IN EBONY WOOD IN SATIN FINISH.	2 LIGHTS TYPE E14
-------------------	-----------	--	----------------------



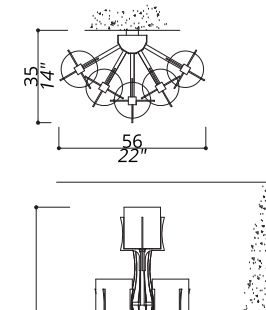
1123-GW-24	WALL LAMP	CONNECTION BOX IN F_15 (SATIN GOLD FINISH); CENTRAL STRUCTURE IN EBONY WOOD IN SATIN FINISH.	3 LIGHTS TYPE E14
-------------------	-----------	--	----------------------

1123-NW-24	WALL LAMP	CONNECTION BOX IN F_33 (SATIN NICKEL FINISH); CENTRAL STRUCTURE IN EBONY WOOD IN SATIN FINISH.	3 LIGHTS TYPE E14
-------------------	-----------	--	----------------------



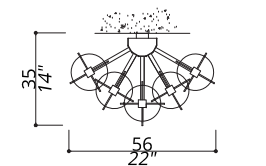
1124-GW-24	WALL LAMP	CONNECTION BOX IN F_15 (SATIN GOLD FINISH); CENTRAL STRUCTURE IN EBONY WOOD IN SATIN FINISH.	5 LIGHTS TYPE E14
-------------------	-----------	--	----------------------

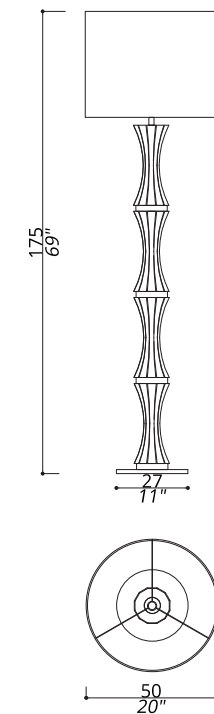
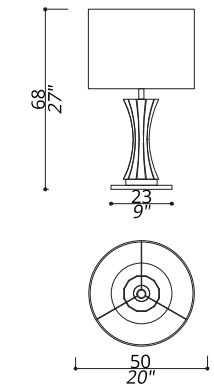
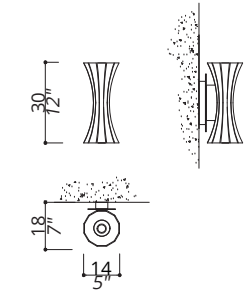
1124-NW-24	WALL LAMP	CONNECTION BOX IN F_33 (SATIN NICKEL FINISH); CENTRAL STRUCTURE IN EBONY WOOD IN SATIN FINISH.	5 LIGHTS TYPE E14
-------------------	-----------	--	----------------------



1125-GW-24	WALL LAMP	CONNECTION BOX IN F_15 (SATIN GOLD FINISH); CENTRAL STRUCTURE IN EBONY WOOD IN SATIN FINISH.	6 LIGHTS TYPE E14
-------------------	-----------	--	----------------------

1125-NW-24	WALL LAMP	CONNECTION BOX IN F_33 (SATIN NICKEL FINISH); CENTRAL STRUCTURE IN EBONY WOOD IN SATIN FINISH.	6 LIGHTS TYPE E14
-------------------	-----------	--	----------------------





1129-GW WALL LAMP CONNECTION BOX IN F_15 (SATIN GOLD FINISH); CENTRAL STRUCTURE IN EBONY WOOD IN SATIN FINISH. 2 LIGHTS GU10 LED INCLUDED

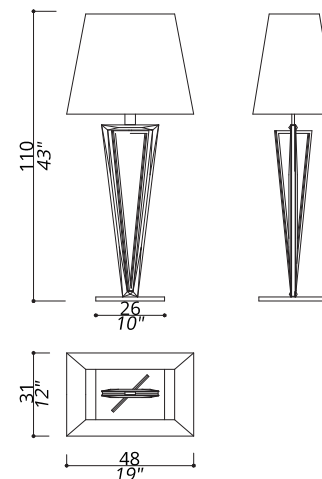
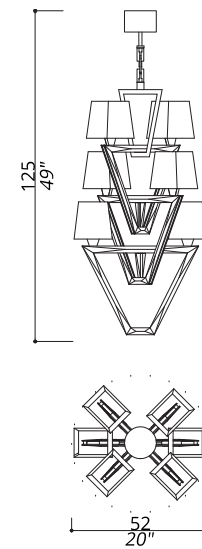
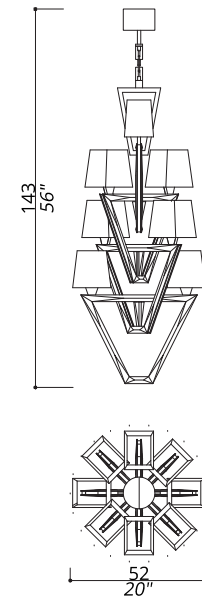
1129-NW WALL LAMP CONNECTION BOX IN F_33 (SATIN NICKEL FINISH); CENTRAL STRUCTURE IN EBONY WOOD IN SATIN FINISH. 2 LIGHTS GU10 LED INCLUDED

1132-GW-24 TABLE LAMP STRUCTURE AND BASE IN F_15 (SATIN GOLD FINISH); CENTRAL STRUCTURE IN EBONY WOOD IN SATIN FINISH. METAL BASE. 1 LIGHT TYPE E27

1132-NW-24 TABLE LAMP STRUCTURE AND BASE IN F_33 (SATIN NICKEL FINISH); CENTRAL STRUCTURE IN EBONY WOOD IN SATIN FINISH. METAL BASE. 1 LIGHT TYPE E27

1142-GW-24 FLOOR LAMP STRUCTURE AND BASE IN F_15 (SATIN GOLD FINISH); CENTRAL STRUCTURE IN EBONY WOOD IN SATIN FINISH. METAL BASE. 1 LIGHT TYPE E27

1142-NW-24 FLOOR LAMP STRUCTURE AND BASE IN F_33 (SATIN NICKEL FINISH); CENTRAL STRUCTURE IN EBONY WOOD IN SATIN FINISH. METAL BASE. 1 LIGHT TYPE E27



1211-GK-28 CHANDELIER SOLID ALUMINIUM 3D DESIGN ON BOTH SIDES OF CENTRAL STRUCTURE. 50 CENTIMETRES OF CHAIN INCLUDED. 8 LIGHTS TYPE E14

STRUCTURE IN L_56 (BLACK MATTE FINISH); DETAILS IN F_15 (SATIN GOLD FINISH).


1212-GK-28 CHANDELIER SOLID ALUMINIUM 3D DESIGN ON BOTH SIDES OF CENTRAL STRUCTURE. 50 CENTIMETRES OF CHAIN INCLUDED. 6 LIGHTS TYPE E14

STRUCTURE IN F_15 (SATIN GOLD FINISH); DETAILS IN L_56 (BLACK MATTE FINISH).

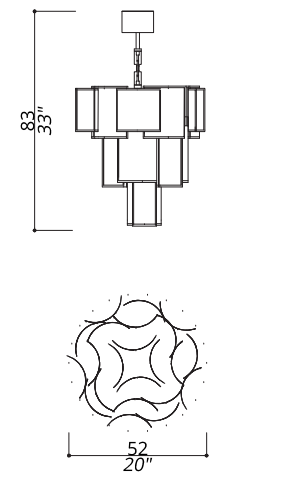
1231-GK-28 TABLE LAMP SOLID ALUMINIUM 3D DESIGN ON BOTH SIDES OF CENTRAL STRUCTURE. 1 LIGHT TYPE E27

STRUCTURE IN L_56 (BLACK MATTE FINISH); DETAILS IN F_15 (SATIN GOLD FINISH).

SHADE

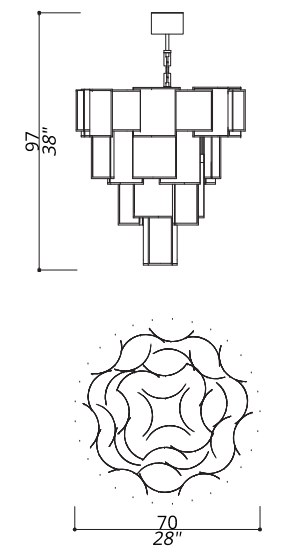


1411-GG-08 CHANDELIER 6 LAYERS COMPOSITION.
50 CENTIMETRES OF CHAIN INCLUDED.
STRUCTURE, CONNECTION BOX, FRAMINGS
AND DETAILS IN F_15 (SATIN GOLD FINISH). 28 LIGHTS
TYPE G9 LED

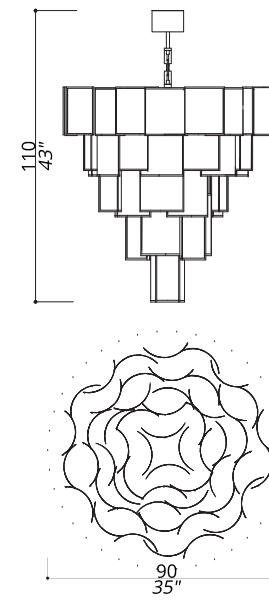


1412-GG-08 PENDANT STRUCTURE, CONNECTION BOX, FRAMINGS
AND DETAILS IN F_15 (SATIN GOLD FINISH). 5 LIGHTS
TYPE G9 LED

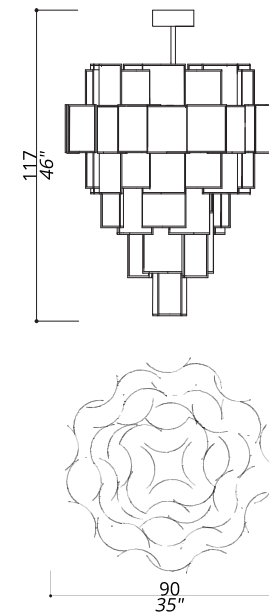
1412-NN-35 PENDANT STRUCTURE, CONNECTION BOX,
FRAMINGS AND DETAILS IN F_31
(POLISHED NICKEL FINISH). 5 LIGHTS
TYPE G9 LED



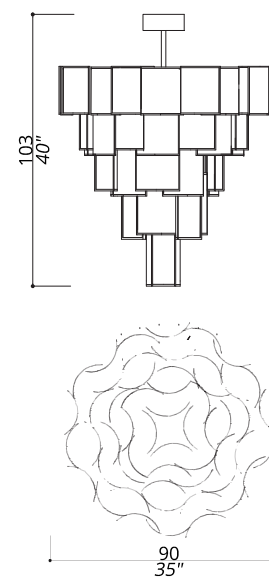
1413-GG-08 CHANDELIER 4 LAYERS COMPOSITION.
50 CENTIMETRES OF CHAIN INCLUDED.
STRUCTURE, CONNECTION BOX, FRAMINGS
AND DETAILS IN F_15 (SATIN GOLD FINISH). 12 LIGHTS
TYPE G9 LED



1414-GG-08 CHANDELIER 5 LAYERS COMPOSITION.
50 CENTIMETRES OF CHAIN INCLUDED.
STRUCTURE, CONNECTION BOX, FRAMINGS
AND DETAILS IN F_15 (SATIN GOLD FINISH). 21 LIGHTS
TYPE G9 LED

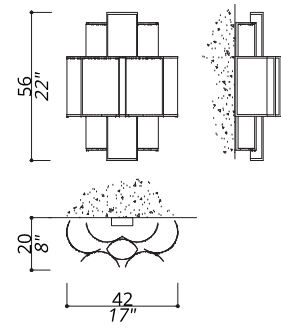


1450-GG-08 CEILING LAMP 6 LAYERS COMPOSITION.
STRUCTURE, CONNECTION BOX, FRAMINGS
AND DETAILS IN F_15 (SATIN GOLD FINISH). 28 LIGHTS
TYPE G9 LED

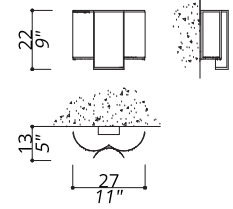


1451-GG-08 CEILING LAMP 5 LAYERS COMPOSITION.
STRUCTURE, CONNECTION BOX, FRAMINGS
AND DETAILS IN F_15 (SATIN GOLD FINISH). 21 LIGHTS
TYPE G9 LED

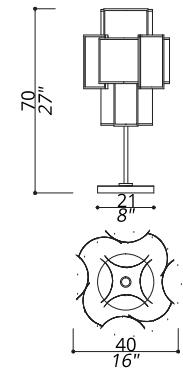
SHADE



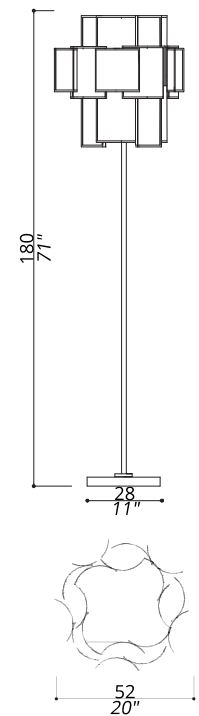
1422-GG-08 WALL LAMP STRUCTURE, CONNECTION BOX, FRAMINGS AND DETAILS IN F_15 (SATIN GOLD FINISH). 4 LIGHTS TYPE G9 LED



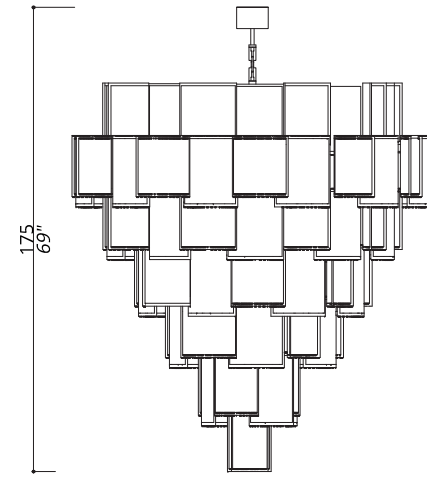
1423-GG-08 WALL LAMP STRUCTURE, CONNECTION BOX, FRAMINGS AND DETAILS IN F_15 (SATIN GOLD FINISH). 3 LIGHTS TYPE G9 LED



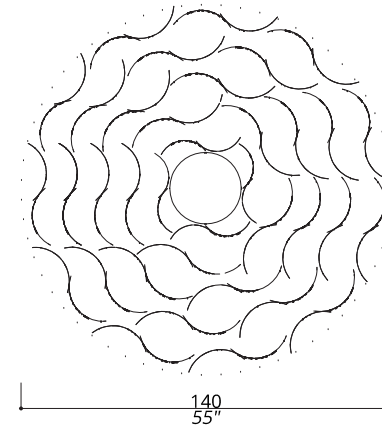
1431-GG-08 TABLE LAMP STRUCTURE, CONNECTION BOX, FRAMINGS AND DETAILS IN F_15 (SATIN GOLD FINISH). 8 LIGHTS TYPE G9 LED



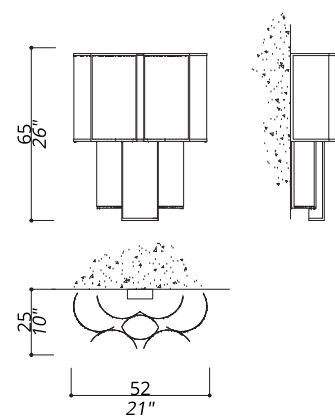
1442-GG-08 FLOOR LAMP STRUCTURE, CONNECTION BOX, FRAMINGS AND DETAILS IN F_15 (SATIN GOLD FINISH). 8 LIGHTS TYPE G9 LED



1415-GG-08 MAXI CHANDELIER 7 LAYERS COMPOSITION. 50 CENTIMETRES OF CHAIN INCLUDED. 41 LIGHTS TYPE G9 LED



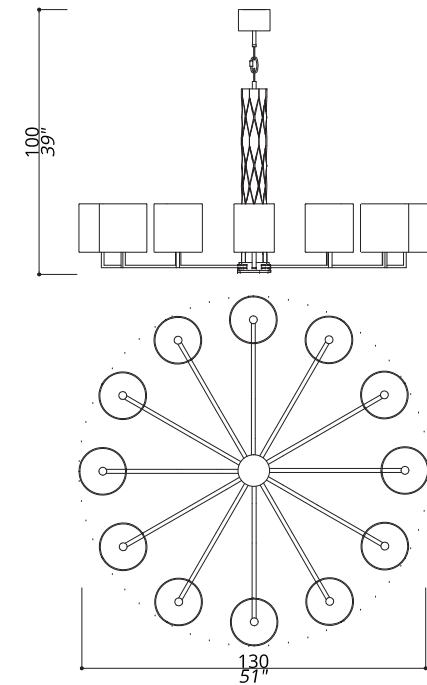
1415-NN-22 MAXI CHANDELIER STRUCTURE, CONNECTION BOX, FRAMINGS AND DETAILS IN F_31 (POLISHED NICKEL FINISH). 41 LIGHTS TYPE G9 LED



1421-GG-08 MAXI WALL LAMP STRUCTURE, CONNECTION BOX, FRAMINGS AND DETAILS IN F_15 (SATIN GOLD FINISH). 8 LIGHTS TYPE G9 LED

1421-NN-22 MAXI WALL LAMP STRUCTURE, CONNECTION BOX, FRAMINGS AND DETAILS IN F_31 (POLISHED NICKEL FINISH). 8 LIGHTS TYPE G9 LED

MARBLE FLAIR



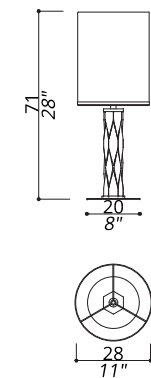
1613-BN-35

CHANDELIER

ROUND SHAPE CHANDELIER; MARBLE INLAYS. 50 CENTIMETRES OF CHAIN INCLUDED.

STRUCTURE IN F_13 (BURNISHED BRASS FINISH); CONNECTION BOX AND DETAILS IN F_31 (POLISHED NICKEL FINISH). CARRARA MARBLE INLAYS.

12 LIGHTS
TYPE E14



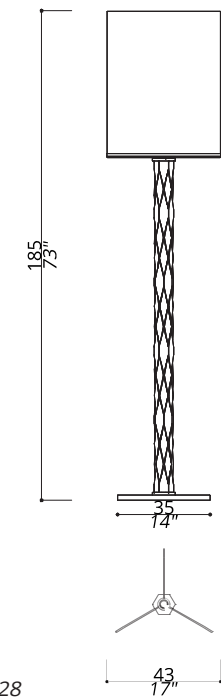
1631-BN-35

TABLE LAMP

MARBLE INLAYS.

STRUCTURE IN F_13 (BURNISHED BRASS FINISH); BASE AND DETAILS IN F_31 (POLISHED NICKEL FINISH). CARRARA MARBLE INLAYS. METAL BASE.

1 LIGHT
TYPE E27



1642-BN-35

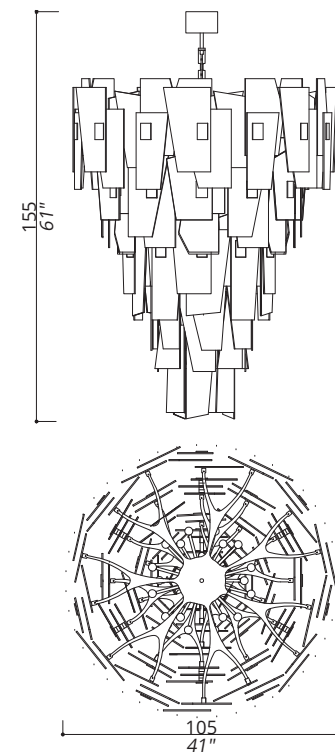
FLOOR LAMP

MARBLE INLAYS.

STRUCTURE IN F_13 (BURNISHED BRASS FINISH); DETAILS IN F_31 (POLISHED NICKEL FINISH). CARRARA MARBLE INLAYS AND BASE.

1 LIGHT
TYPE E27

SLIVER



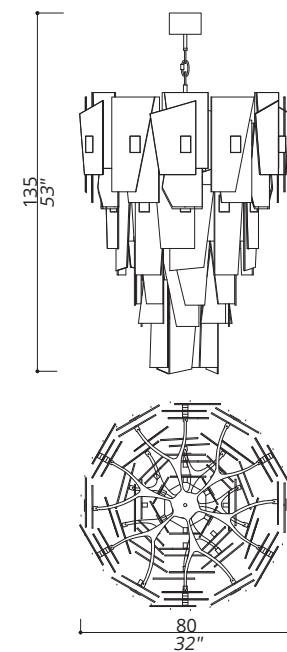
1711-BB-AF

CHANDELIER

COMPOSITION OF TRANSPARENT AND SATIN GLASS. 50 CENTIMETRES OF CHAIN INCLUDED.

STRUCTURE IN F_13 (BURNISHED BRASS FINISH) AND CONNECTION BOX, DETAILS IN F_12 (BURNISHED & BRUSHED BRASS). AMBER AND FUMÈ GLASS

26 LIGHTS
TYPE G9



1712-BB-AF

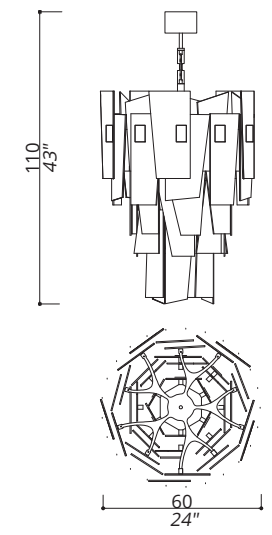
CHANDELIER

COMPOSITION OF TRANSPARENT AND SATIN GLASS. 50 CENTIMETRES OF CHAIN INCLUDED.

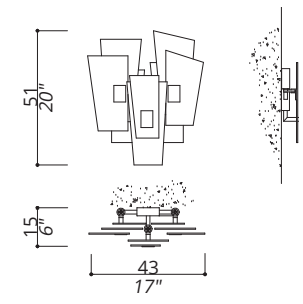
STRUCTURE IN F_13 (BURNISHED BRASS FINISH) AND CONNECTION BOX, DETAILS IN F_12 (BURNISHED & BRUSHED BRASS). AMBER AND FUMÈ GLASS

14 LIGHTS
TYPE G9

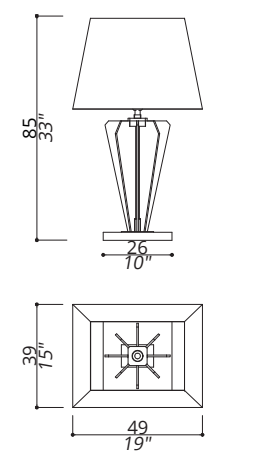
SLIVER



1713-BB-AF CHANDELIER
 COMPOSITION OF TRANSPARENT AND SATIN GLASS.
 50 CENTIMETRES OF CHAIN INCLUDED.
 STRUCTURE IN F_13 (BURNISHED BRASS FINISH) AND CONNECTION BOX, DETAILS IN F_12 (BURNISHED & BRUSHED BRASS).
 AMBER AND FUMÈ GLASS
 8 LIGHTS
 TYPE G9




1723-BB-AF WALL LAMP
 COMPOSITION OF TRANSPARENT AND SATIN GLASS.
 STRUCTURE IN F_13 (BURNISHED BRASS FINISH) AND CONNECTION BOX, DETAILS IN F_12 (BURNISHED & BRUSHED BRASS).
 AMBER AND FUMÈ GLASS
 3 LIGHTS
 TYPE G9

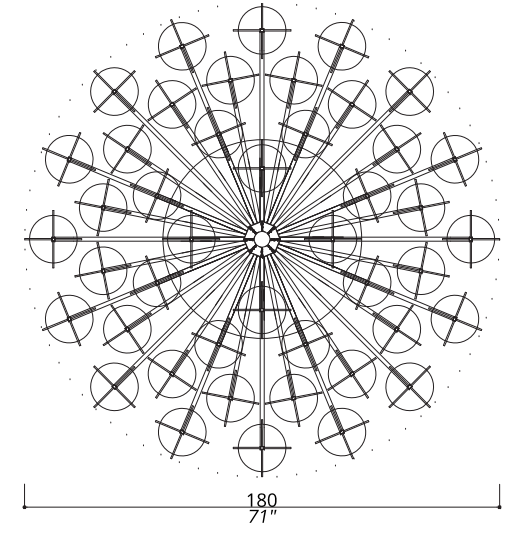


1731-BB-AF TABLE LAMP
 COMPOSITION OF TRANSPARENT AND SATIN GLASS.
 STRUCTURE AND DETAILS IN F_10 (NATURAL BRASS); BASE IN F_13 (BURNISHED BRASS FINISH).
 AMBER AND FUMÈ GLASS
 1 LIGHT
 TYPE E27

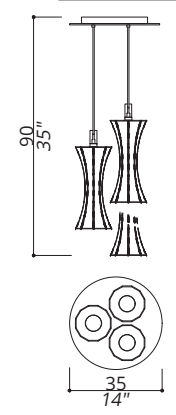
NEW FLOW



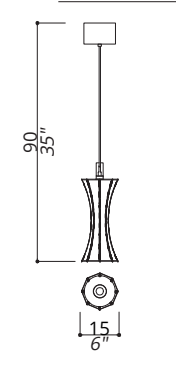
2111-GK-24 CHANDELIER
 4 LAYERS CHANDELIER; LEATHER INLAYS.
 50 CENTIMETRES OF CHAIN INCLUDED.
 STRUCTURE AND CONNECTION BOX IN F_10 (NATURAL BRASS) AND F_15 (SATIN GOLD FINISH);
 BLACK LEATHER INLAYS
 44 LIGHTS
 TYPE E14



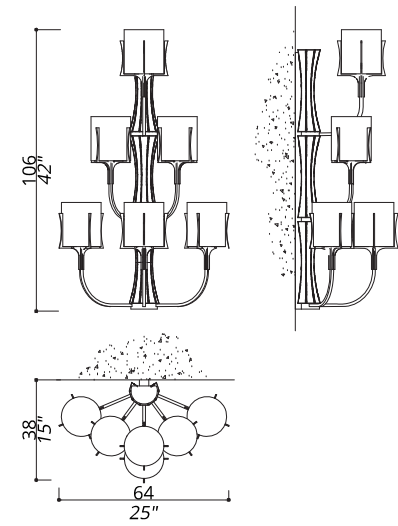
2150-GK TRIPLE PENDANT
 50 CENTIMETRES OF STEEL WIRE INCLUDED.
 STRUCTURE IN F_10 (NATURAL BRASS) AND F_15 (SATIN GOLD FINISH);
 BLACK LEATHER INLAYS
 3 LIGHTS
 TYPE GU10 LED INCLUDED



2151-GK PENDANT
 50 CENTIMETRES OF STEEL WIRE INCLUDED.
 STRUCTURE IN F_10 (NATURAL BRASS) AND F_15 (SATIN GOLD FINISH);
 BLACK LEATHER INLAYS
 1 LIGHT
 TYPE GU10 LED INCLUDED



NEW FLOW

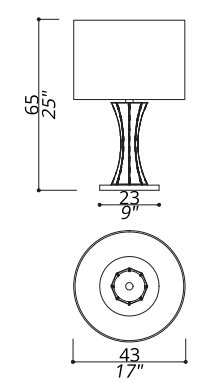


2125-GK-24

WALL LAMP

STRUCTURE AND CONNECTION BOX IN F_10 (NATURAL BRASS) AND F_15 (SATIN GOLD FINISH); BLACK LEATHER INLAYS

6 LIGHTS
TYPE E14

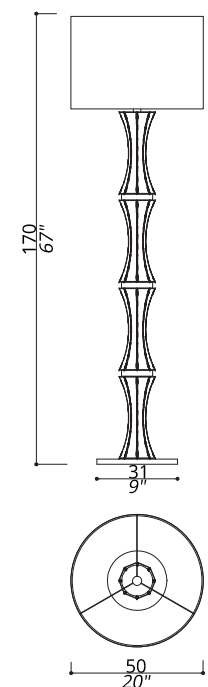


2131-GK-24

TABLE LAMP

STRUCTURE IN F_10 (NATURAL BRASS) AND F_15 (SATIN GOLD FINISH); BLACK LEATHER INLAYS. METAL BASE

1 LIGHT
TYPE E27



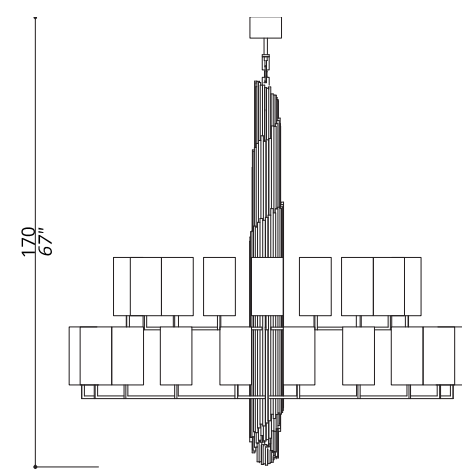
2141-GK-24

FLOOR LAMP

STRUCTURE IN F_10 (NATURAL BRASS) AND F_15 (SATIN GOLD FINISH); BLACK LEATHER INLAYS. METAL BASE

1 LIGHT
TYPE E27

SHINE



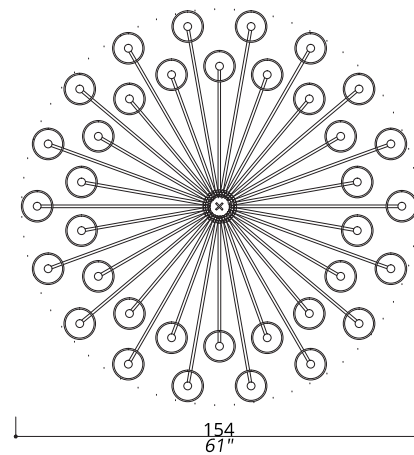
2811-BB-41

CHANDELIER

2 LAYERS CHANDELIER. CENTRAL STRUCTURE OF SOLID BRASS STICKS. 50 CENTIMETRES OF CHAIN INCLUDED.

36 LIGHTS
TYPE E14

STRUCTURE AND CONNECTION BOX IN F_10 (NATURAL BRASS) AND F_13 (BURNISHED BRASS FINISH)



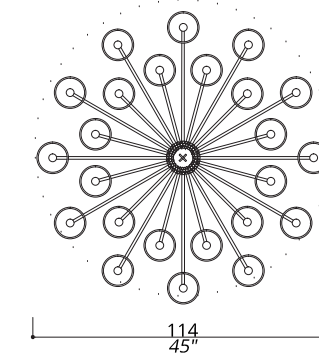
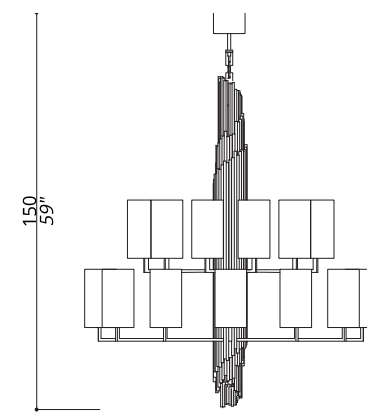
2812-BB-41

CHANDELIER

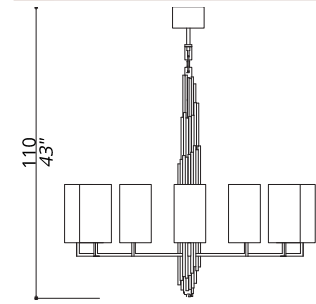
2 LAYERS CHANDELIER. CENTRAL STRUCTURE OF SOLID BRASS STICKS. 50 CENTIMETRES OF CHAIN INCLUDED.

24 LIGHTS
TYPE E14

STRUCTURE AND CONNECTION BOX IN F_10 (NATURAL BRASS) AND F_13 (BURNISHED BRASS FINISH)

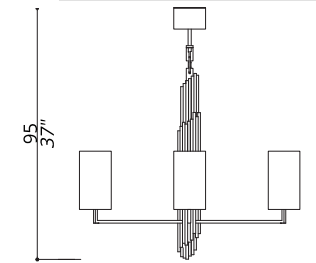
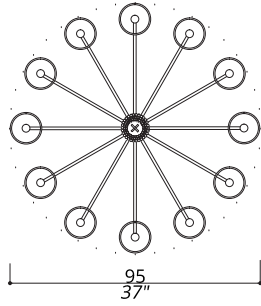


SHINE



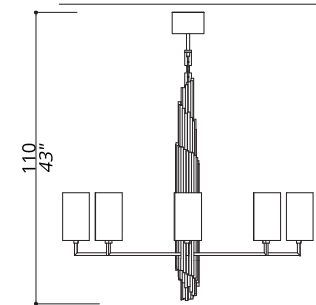
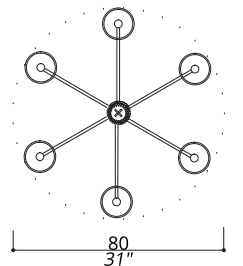
2813-BB-41 CHANDELIER CENTRAL STRUCTURE OF SOLID BRASS STICKS. 50 CENTIMETRES OF CHAIN INCLUDED.
STRUCTURE AND CONNECTION BOX IN F_10 (NATURAL BRASS) AND F_13 (BURNISHED BRASS FINISH)

12 LIGHTS
TYPE E14



2814-BB-41 CHANDELIER CENTRAL STRUCTURE OF SOLID BRASS STICKS. 50 CENTIMETRES OF CHAIN INCLUDED.
STRUCTURE AND CONNECTION BOX IN F_10 (NATURAL BRASS) AND F_13 (BURNISHED BRASS FINISH)

6 LIGHTS
TYPE E14

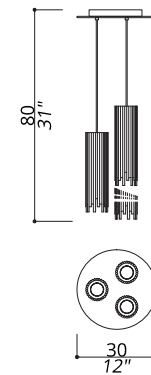
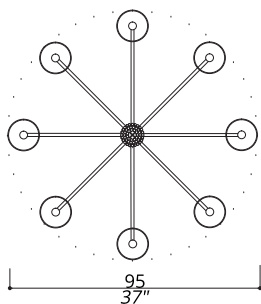


2817-BB-41 CHANDELIER CENTRAL STRUCTURE OF SOLID BRASS STICKS. 50 CENTIMETRES OF CHAIN INCLUDED.
STRUCTURE AND CONNECTION BOX IN F_10 (NATURAL BRASS) AND F_13 (BURNISHED BRASS FINISH)

8 LIGHTS
TYPE E14


2817-NN-41 CHANDELIER STRUCTURE AND CONNECTION BOX IN F_31 (POLISHED NICKEL FINISH) AND F_33 (SATIN NICKEL FINISH)

8 LIGHTS
TYPE E14



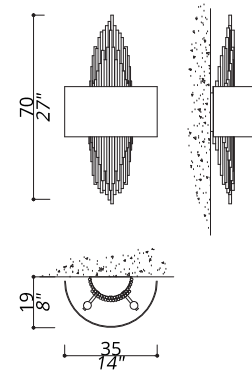
2815-BB PENDANT STRUCTURE AND CONNECTION BOX IN F_10 (NATURAL BRASS) AND F_13 (BURNISHED BRASS FINISH) 3 LED LIGHTS INCLUDED

2815-NN PENDANT STRUCTURE AND CONNECTION BOX IN F_31 (POLISHED NICKEL FINISH) AND F_33 (SATIN NICKEL FINISH) 3 LED LIGHTS INCLUDED

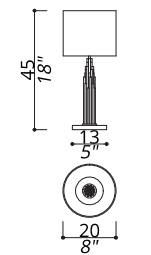


2816-BB PENDANT STRUCTURE AND CONNECTION BOX IN F_10 (NATURAL BRASS) AND F_13 (BURNISHED BRASS FINISH) 1 LED LIGHT INCLUDED

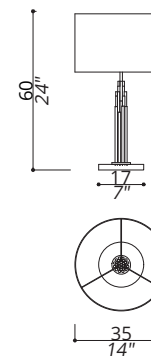
2816-NN PENDANT STRUCTURE AND CONNECTION BOX IN F_31 (POLISHED NICKEL FINISH) AND F_33 (SATIN NICKEL FINISH) 1 LED LIGHT INCLUDED



2822-BB-41 WALL LAMP STRUCTURE AND CONNECTION BOX IN F_10 (NATURAL BRASS) AND F_13 (BURNISHED BRASS FINISH) 2 LIGHTS TYPE E14

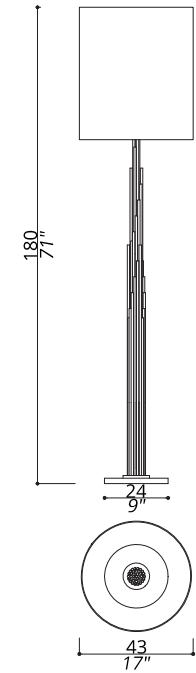


2831-BB-41 TABLE LAMP STRUCTURE AND CONNECTION BOX IN F_10 (NATURAL BRASS) AND F_13 (BURNISHED BRASS FINISH). METAL BASE 1 LIGHT TYPE E14

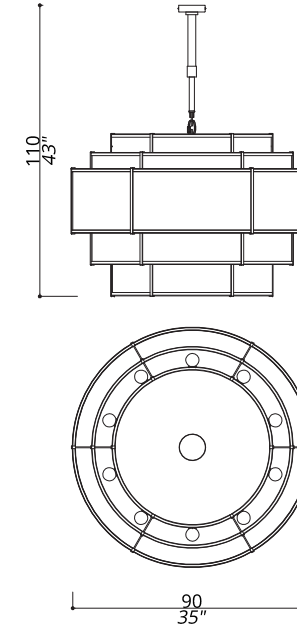


2833-BB-41 TABLE LAMP STRUCTURE AND CONNECTION BOX IN F_10 (NATURAL BRASS) AND F_13 (BURNISHED BRASS FINISH). METAL BASE 1 LIGHT TYPE E27

2833-NN-41 TABLE LAMP STRUCTURE AND CONNECTION BOX IN F_31 (POLISHED NICKEL FINISH) AND F_33 (SATIN NICKEL FINISH). METAL BASE 1 LIGHT TYPE E27

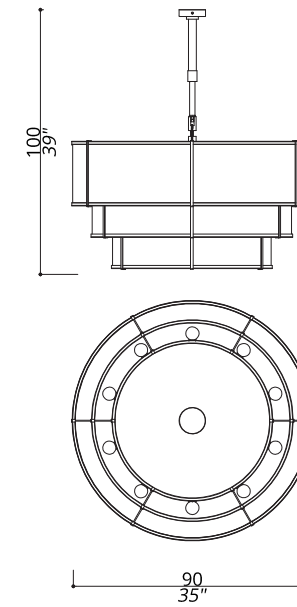


2841-BB-41 FLOOR LAMP STRUCTURE AND CONNECTION BOX IN F_10 (NATURAL BRASS) AND F_13 (BURNISHED BRASS FINISH). METAL BASE 1 LIGHT TYPE E27



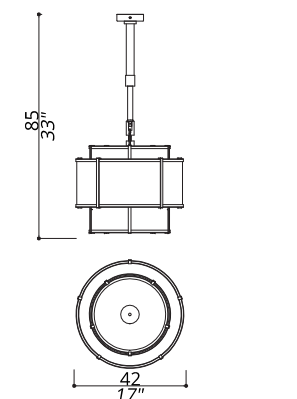
4111-GG-MR CHANDELIER 5 SHADES COMPOSITION STRUCTURE AND CONNECTION BOX IN F_16 (LIGHT GOLD FINISH), SHADES IN COPPER METAL MESH AND FABRIC 20 LIGHTS TYPE E14

4111-GG-22 CHANDELIER STRUCTURE AND CONNECTION BOX IN F_16 (LIGHT GOLD FINISH), SHADES IN FABRICS 20 LIGHTS TYPE E14



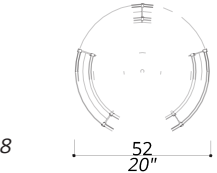
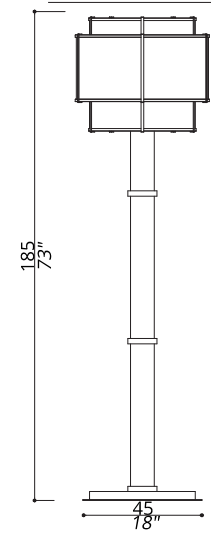
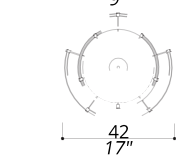
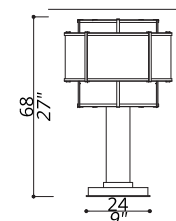
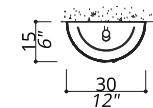
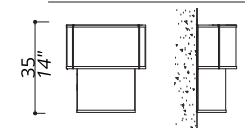
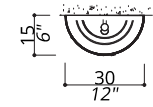
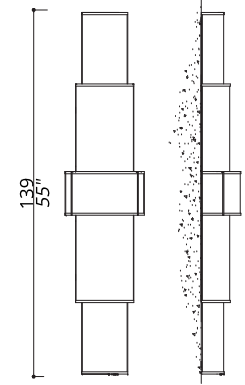
4112-GG-MR CHANDELIER 3 SHADES COMPOSITION STRUCTURE AND CONNECTION BOX IN F_16 (LIGHT GOLD FINISH), SHADES IN COPPER METAL MESH AND FABRIC 10 LIGHTS TYPE E14

4112-GG-22 CHANDELIER STRUCTURE AND CONNECTION BOX IN F_16 (LIGHT GOLD FINISH), SHADES IN FABRICS 10 LIGHTS TYPE E14

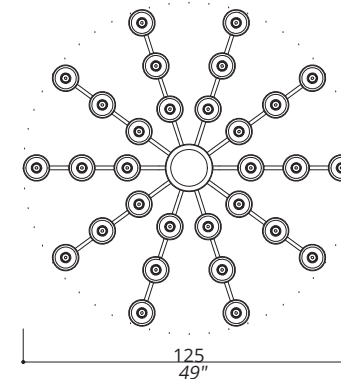
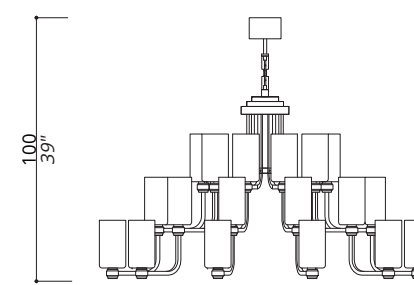


4113-GG-MR PENDANT 3 SHADES COMPOSITION STRUCTURE AND CONNECTION BOX IN F_16 (LIGHT GOLD FINISH), SHADES IN COPPER METAL MESH AND FABRIC 4 LIGHTS TYPE E14

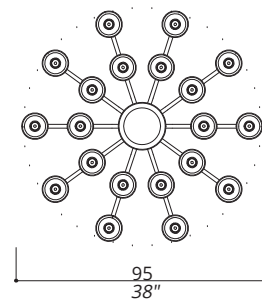
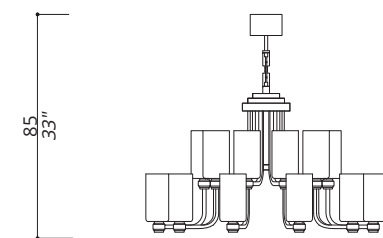
4113-GG-22 PENDANT STRUCTURE AND CONNECTION BOX IN F_16 (LIGHT GOLD FINISH), SHADES IN FABRICS 4 LIGHTS TYPE E14



4121-GG-MR	WALL LAMP	5 SHADES COMPOSITION STRUCTURE AND CONNECTION BOX IN F_16 (LIGHT GOLD FINISH). SHADES IN COPPER METAL MESH AND FABRIC	10 LIGHTS TYPE E14
4121-GG-22	WALL LAMP	STRUCTURE AND CONNECTION BOX IN F_16 (LIGHT GOLD FINISH). SHADES IN FABRICS	10 LIGHTS TYPE E14
4122-GG-MR	WALL LAMP	STRUCTURE AND CONNECTION BOX IN F_16 (LIGHT GOLD FINISH). SHADES IN COPPER METAL MESH AND FABRIC	2 LIGHTS TYPE E14
4122-GG-22	WALL LAMP	STRUCTURE AND CONNECTION BOX IN F_16 (LIGHT GOLD FINISH). SHADES IN FABRICS	2 LIGHTS TYPE E14
4131-GG-MR	TABLE LAMP	STRUCTURE IN F_16 (LIGHT GOLD FINISH). SHADES IN COPPER METAL MESH AND FABRIC. CALACATTA MARBLE BASE	4 LIGHTS TYPE E14
4131-GG-22	TABLE LAMP	STRUCTURE IN F_16 (LIGHT GOLD FINISH). SHADES IN FABRICS. CALACATTA MARBLE BASE	4 LIGHTS TYPE E14
4141-GG-MR	FLOOR LAMP	STRUCTURE IN F_16 (LIGHT GOLD FINISH). SHADES IN COPPER METAL MESH AND FABRIC. CALACATTA MARBLE BASE	6 LIGHTS TYPE E14
4141-GG-22	FLOOR LAMP	STRUCTURE IN F_16 (LIGHT GOLD FINISH). SHADES IN FABRICS. CALACATTA MARBLE BASE	6 LIGHTS TYPE E14

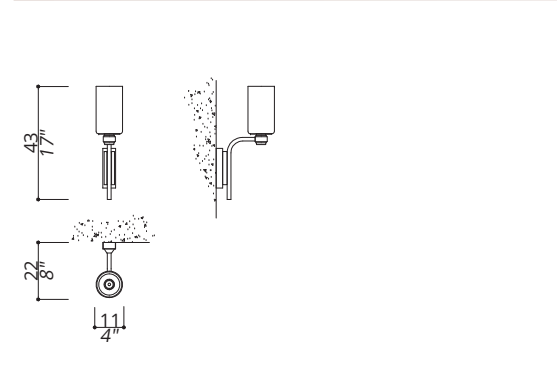
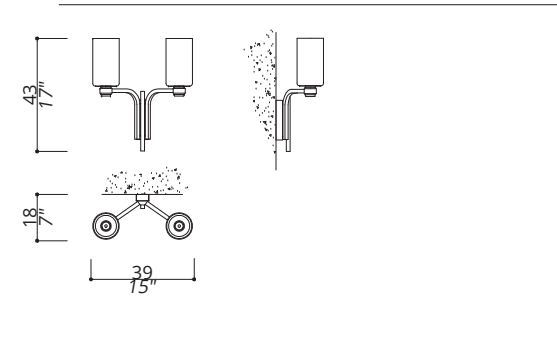
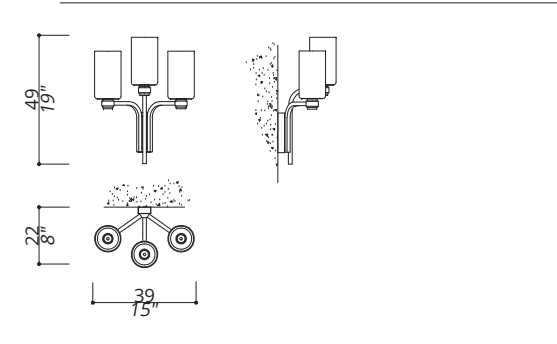
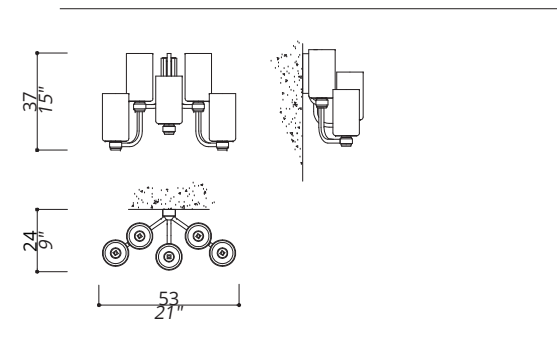
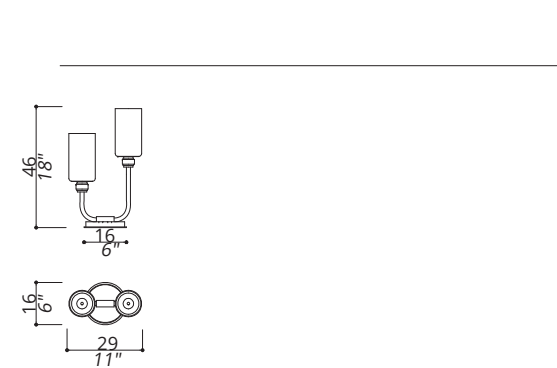


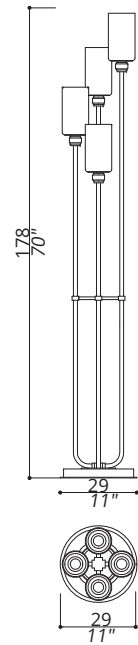
5112-DN-DNX	CHANDELIER	THREE LAYERED ROUND COMPOSITION. 50 CENTIMETRES OF CHAIN INCLUDED. STRUCTURE IN F_41 (POLISHED BLACK NICKEL FINISH); DETAILS IN F_45 (BLACK NICKEL FINISH)	30 LIGHTS TYPE E14
--------------------	------------	---	-----------------------



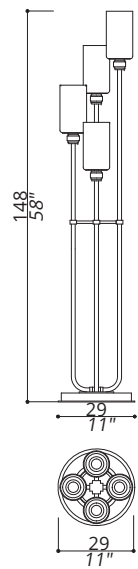
5113-DN-DNX	CHANDELIER	TWO LAYERED ROUND COMPOSITION. 50 CENTIMETRES OF CHAIN INCLUDED. STRUCTURE IN F_41 (POLISHED BLACK NICKEL FINISH); DETAILS IN F_45 (BLACK NICKEL FINISH)	20 LIGHTS TYPE E14
--------------------	------------	---	-----------------------

IDYLL

	5121-GDN-GX WALL LAMP	STRUCTURE AND CONNECTION BOX IN F_16 (POLISHED LIGHT GOLD FINISH); DETAILS IN F_45 (BLACK NICKEL FINISH)	1 LIGHT TYPE E14
	5122-GDN-GX WALL LAMP	STRUCTURE AND CONNECTION BOX IN F_16 (POLISHED LIGHT GOLD FINISH); DETAILS IN F_45 (BLACK NICKEL FINISH)	2 LIGHTS TYPE E14
	5123-GDN-GX WALL LAMP	STRUCTURE AND CONNECTION BOX IN F_16 (POLISHED LIGHT GOLD FINISH); DETAILS IN F_45 (BLACK NICKEL FINISH)	3 LIGHTS TYPE E14
	5125-GDN-GX WALL LAMP	STRUCTURE AND CONNECTION BOX IN F_16 (POLISHED LIGHT GOLD FINISH); DETAILS IN F_45 (BLACK NICKEL FINISH)	5 LIGHTS TYPE E14
	5131-GDN-GX TABLE LAMP	STRUCTURE AND CONNECTION BOX IN F_16 (POLISHED LIGHT GOLD FINISH); DETAILS IN F_45 (BLACK NICKEL FINISH)	2 LIGHTS TYPE E14
	5131-DN-DNX TABLE LAMP	STRUCTURE AND CONNECTION BOX IN F_41 (POLISHED BLACK NICKEL FINISH); DETAILS IN F_45 (BLACK NICKEL FINISH)	2 LIGHTS TYPE E14

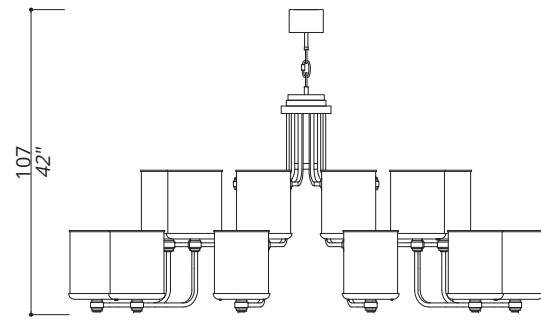


5141-DN-DNX FLOOR LAMP STRUCTURE IN F_41 (POLISHED BLACK NICKEL FINISH); DETAILS IN F_45 (BLACK NICKEL FINISH) 4 LIGHTS TYPE E14

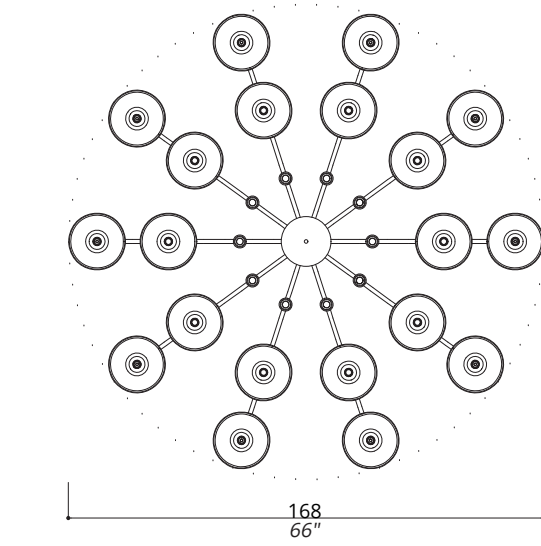


5142-DN-DNX FLOOR LAMP STRUCTURE IN F_41 (POLISHED BLACK NICKEL FINISH); DETAILS IN F_45 (BLACK NICKEL FINISH) 4 LIGHTS TYPE E14

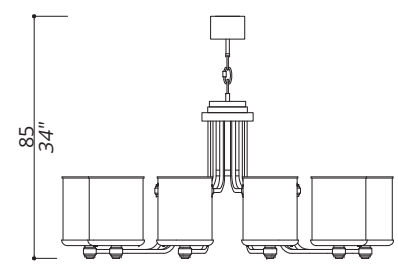
MAXI IDYLL



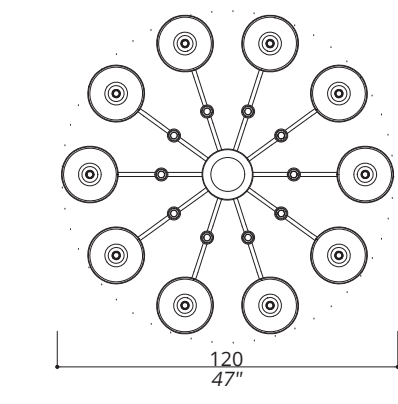
5211-BB-03F CHANDELIER 2 LAYERS ROUND CHANDELIER. 50 CENTIMETRES OF CHAIN INCLUDED. 20 LIGHTS TYPE E14
STRUCTURE AND CONNECTION BOX IN F_10 (NATURAL BRASS). BRASS FRAMED SHADES.



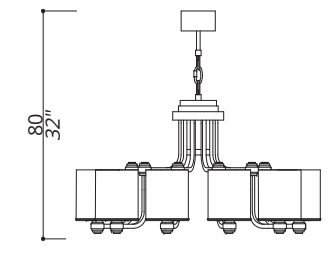
5211-BB-03 CHANDELIER STRUCTURE AND CONNECTION BOX IN F_10 (NATURAL BRASS). TRIMMINGS ON SHADES 20 LIGHTS TYPE E14



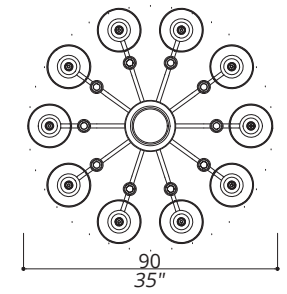
5212-BB-03F CHANDELIER 50 CENTIMETRES OF CHAIN INCLUDED. 10 LIGHTS TYPE E14
STRUCTURE AND CONNECTION BOX IN F_10 (NATURAL BRASS). BRASS FRAMED SHADES.



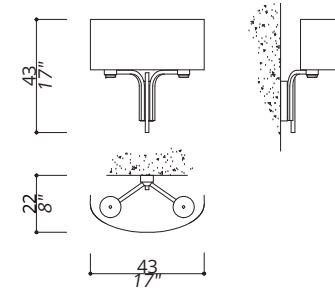
5212-BB-03 CHANDELIER STRUCTURE AND CONNECTION BOX IN F_10 (NATURAL BRASS). TRIMMINGS ON SHADES 10 LIGHTS TYPE E14



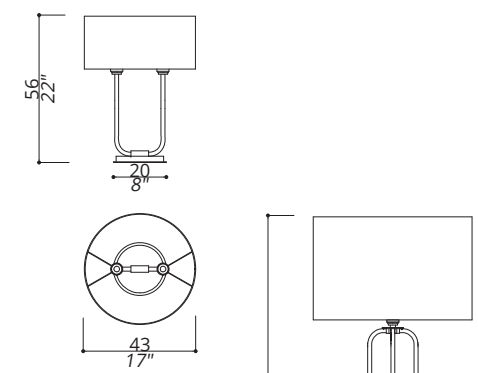
5213-BB-03 CHANDELIER 50 CENTIMETRES OF CHAIN INCLUDED. 10 LIGHTS TYPE E14
STRUCTURE AND CONNECTION BOX IN F_10 (NATURAL BRASS). TRIMMINGS ON SHADES.



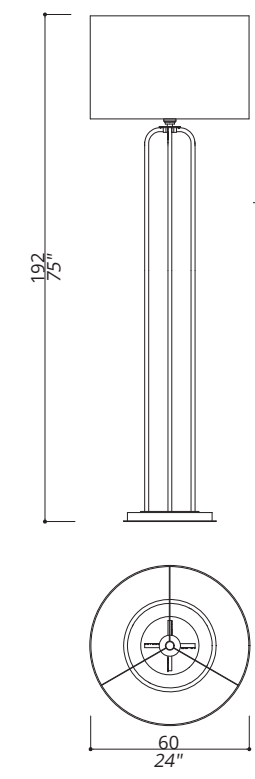
5223-BB-03 WALL LAMP STRUCTURE AND CONNECTION BOX IN F_10 (NATURAL BRASS). BRASS FRAMED SHADES. 2 LIGHTS TYPE E14



5231-BB-03 TABLE LAMP STRUCTURE AND BASE IN F_10 (NATURAL BRASS). TRIMMINGS ON SHADE. 2 LIGHTS TYPE E14

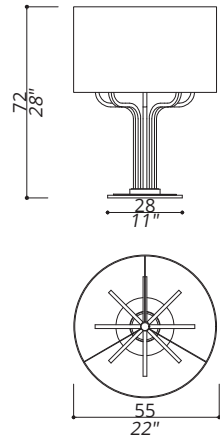


5241-BB-03 FLOOR LAMP STRUCTURE AND BASE IN F_10 (NATURAL BRASS). TRIMMINGS ON SHADE. 1 LIGHT TYPE E27

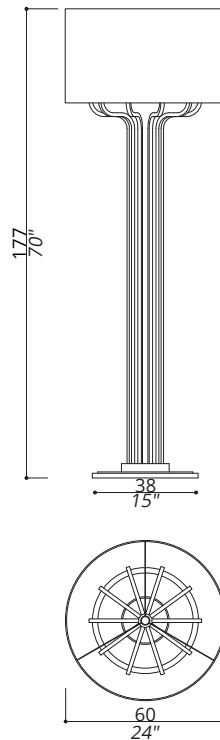


MAXIME

6231-BB-54 TABLE LAMP STRUCTURE AND BASE IN F_10 (NATURAL BRASS). 1 LIGHT TYPE E27



6241-BB-54 FLOOR LAMP STRUCTURE AND BASE IN F_10 (NATURAL BRASS). 1 LIGHT TYPE E27



KEY

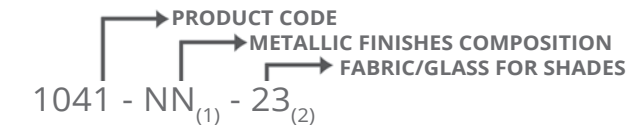
CODE STRUCTURE

The codes indicated in the present catalogue are formed by three parts: The first for the product, the second for the composition of different metallic finishes and the third for the fabric of the shades. Details about composition of metallic finishes and fabrics are listed in the corresponding lists (Metallic Finishes, Shade Fabrics).

I codici indicati nel presente catalogo sono formati da tre parti:

Il primo per l'articolo, il secondo per la composizione di differenti finiture metalliche, il terzo per tessuti per paralumi.

I dettagli sulle finiture che formano le differenti composizioni finiture e sui tessuti sono riportati nelle successive tabelle (Metallic Finishes, Shade Fabrics).



(1) SELECTION OF FINISH COMBINATIONS

BB | COMBINATION OF BRASS FINISHES

Includes at least two of the following: **F_10** natural brass, **F_11** lightly brushed&burnished brass, **F_12** brushed&burnished brass, **F_13** burnished copper finishes.

NN | COMBINATION OF NICKEL FINISHES

Includes at least two of the following: **F_31** polished nickel, **F_33** satin nickel, **F_35** antiqued nickel, **F_41** polished black nickel and **F_45** brushed black nickel finishes.

GG | COMBINATION OF GOLD FINISHES

F_14 polished gold, **F_15** satin gold, **F_16** light gold, **F_17** satin light gold finishes.

GJ GK GC | COMBINATION OF GOLD FINISHES AND COLORED COATING

Includes the following: **F_14** polished gold, **F_15** satin gold, **F_16** light gold, **F_17** satin light gold finishes; **L_55** beige, **L_56** black matte, **L_57** white coatings.

NN | COMBINATION OF NICKEL FINISHES

F_31 polished nickel, **F_33** satin nickel, **F_35** antiqued nickel finishes.

NJ NK NC | COMBINATION OF NICKEL FINISHES AND COLORED COATING

Includes the following: **F_31** polished nickel, **F_33** satin nickel, **F_35** antiqued nickel finishes; **L_55** beige, **L_56** black matte, **L_57** white coatings.

DN | COMBINATION OF DARK NICKEL FINISHES

F_41 polished black nickel, **F_45** brushed black nickel finishes.

RR | COMBINATION OF COPPER FINISHES

F_21 polished copper, brushed copper finishes.

RJ RK RC | COMBINATION OF COPPER FINISH AND COLORED COATING

Includes the following: **F_21** polished copper finish; **L_55** beige, **L_56** black matte, **L_57** white coatings.

GW NW | COMBINATION OF GOLD FINISH OR NIKEL FINISH AND EBONY WOOD

F_15 satin gold finish or **F_35** antiqued nickel finish and ebony wood.

For the complete finish list, please see **Finishes**.

(2) SELECTION OF SHADE OPTIONS

For the complete fabric list, please see **Fabrics**.

X | Fume' glass sticks.

S | Satin glass shades.

A F | Amber, Fumè glass.

MR | metallic copper net shades.

Please note collection Idyll: glasses are finished just as the metallic parts; so please refer to finishes codes.

Requests of finishes, fabrics, crystals, marbles which are different from what specified in the price-list and from what shown in the pictures of the catalogue might result into price changes.

FABRICS



TS_01
Ivory crepon
Crepon avorio



TS_02
Beige crepon
Crepon beige




TS_04
White pongè
Pongè bianco



TS_05
Ivory pongè
Pongè avorio



TS_08
White parchment
Pergamena bianca



TS_06
White chinette
Chinette bianco



TS_07
Pink chinette
Chinette rosa



TS_10
Light gray shantung
Shantung grigio chiaro




TS_11
Ivory shantung
Shantung avorio



TS_09
Ivory parchment
Pergamena avorio



TS_22
Ivory trevira wave
Rete trevira avorio




TS_23
Silver trevira wave
Rete trevira argento



TS_24
Gold trevira wave
Rete trevira oro



TS_25
Black trevira wave
Rete trevira nera




TS_54
Dark gray shantung
Shantung grigio scuro



TS_35
Light gray linen
Lino grigio chiaro



TS_26
Chestnut brown satin
Raso marrone castagna



TS_28
Ivory satin
Raso avorio



TS_29
Gray satin
Raso grigio



TS_30
Beige satin
Raso beige




TS_41
Sage green satin
Raso verde salvia



TS_32
Hazel satin
Raso nocciola



TS_33
Pink satin
Raso rosa



TS_31
Cream satin
Raso crema



TS_42
Blue satin
Raso blu

FINISHES



F_16
Polished light gold finish
Finitura oro chiaro lucido



F_14
Polished gold finish
Finitura oro lucido




F_21
Polished copper finish
Finitura rame lucido



F_15
Satin gold finish
Finitura oro satinato



F_10
Natural Brass
Ottone Naturale



F_12
Brushed&burnished brass
Ottone brunito&spazzolato



F_13
Burnished copper finish
Finitura rame brunito



F_41
Polished black nickel finish
Finitura nickel nero lucido



F_45
Brushed black nickel finish
Finitura nickel nero spazzolato



F_31
Polished nickel finish
Finitura nickel lucido



F_33
Satin nickel finish
Finitura nickel satinato



F_35
Antiqued nickel finish
Finitura nickel anticato



F_57
White finish
Verniciatura bianca




F_56
Black matte finish
Verniciatura nero matte



F_55
Beige finish
Verniciatura beige

MARBLES



CALACATTA




MARQUINIA



TRAVERTINO



BARDIGLIO



PORTORO



CARRARA

CREDITS

DESIGN | MAURIZIO ARENA

Collections **Flute, Crea, Bloom, Flaire, Marble Flaire, Top, Top Glass, Glam, Trapeze, Ice, Saba, Flow, New Flow, Grace, Shade, Sliver, Shine**

DESIGN | ANTONIO MINUTELLA

Collection **Nest**

DESIGN | LUCIA IPPOLITO

Collections **Idyll, Maxi Idyll**

PHOTOGRAPHY | FRANCESCO BEDINI

Except for following:

ANTONIO SABA, *IHDG SHOWROOM DUBAI*

Intro to Collection Saba

ART HALL, *PRIVATE PROJECT MOSCOW*

Intro to Collection Flow

PROPHILO, *EXPO MILAN*


Intro to Collection Crea

Special thanks to ART HALL, ELITE STONE,
FRANCO BIANCHINI, IHDG, PHILIPP SELVA, PROPHILO,
SAMBONET GROUP, TINO CASPANI

PRINTING | TAP GRAFICHE

Poggibonsi, 2019

LEATHER



GALUCHAT
Dark Gray
Collection Flute



LEATHER
Black
Collection New Flow



PARCHMENT
Natural Ivory
Collection Ice

OFFICINA LUCE IS A TRADEMARK OF ISSARCH SRL. ALL CONCEPTS, DESIGNS, ARRANGEMENTS, DRAWINGS AND SPECIFICATIONS ARE OWNED BY AND ARE THE PROPERTY OF ISSARCH SRL. ISSARCH SRL RESERVES THE RIGHT TO CHANGE, AT ANY TIME AND WITHOUT PRIOR WARNING, THE TECHNICAL SPECIFICATIONS OF ANY PRODUCT ILLUSTRATED IN THIS CATALOGUE.

ISSARCH SRL
VIA VANNETTI DONNINI, 71
59100 PRATO (PO)

WWW.OFFICINA-LUCE.COM

T: +39 0574 054529 | E: INFO@OFFICINA-LUCE.IT



THE CREATIVE HARMONY OF LIGHT

by

Emanuela Benedetti

VOLUME 2



Lighting Collections
in collaboration with designer Emanuela Benedetti

Emanuela Benedetti

OFFICINA LUCE, 2017-2019



L'ARMONIA CREATIVA DELLA LUCE

Eterea, Soave, Anima e Vita

L'ideazione di questo progetto di illuminazione nasce da un mio desiderio come architetto, interior e lighting designer di un concept di bellezza ed eleganza, armonia e benessere.

E' la forma della materia a definire la vibrazione della luce dall'attenzione al particolare, dall'uso di materiali di valore che nasce un lighting che prende forma in un elemento scultoreo, che diventa esso stesso scultura. Una scultura che emette luce.

Attraverso la mia esperienza, in progetti di altissimo livello in Italia e all'estero, dalla mia visione di differenti culture, ho sviluppato l'idea di trarre il meglio dall'illuminazione in termini di eleganza, estetica e innovazione. Desideravo far interagire la luce con i diversi spazi, in modo da fornire all'ambiente un'armonia creativa che connotasse e definisse con la luce in modo scultoreo lo spazio.

La ricerca del materiale e del dettaglio è protagonista di un lighting design che esalta l'interior circostante, con una raffinatezza che affascina lo sguardo dello spettatore.

E chi guarda Eterea, Soave, Anima e Vita riscopre l'eleganza e la bellezza di un'armonia ritrovata tra l'ambiente e la luce... la coreografia di un sogno.

THE CREATIVE HARMONY OF LIGHT

Eterea, Soave, Anima e Vita - Ethereal, Gentle, Life and Soul

The design of this lighting project stems from my desire as an architect, interior and lighting designer for a concept of beauty and elegance, harmony and well-being.

It is the shape of the material that defines the vibration of the light from attention to detail, from the use of valuable materials that create lighting that takes shape in a sculptural element, which itself becomes sculpture. A sculpture that emits light.

Through my experience, in projects of the highest level in Italy and abroad, from my vision of different cultures, I have developed the idea of getting the best out of lighting in terms of elegance, aesthetics and innovation. I wanted to make light interact with the different spaces, so as to provide the environment with a creative harmony that connotes and defines the space, using light in a sculptural way.

The search for material and detail is the protagonist of a lighting design that enhances the surrounding interior, with a refinement that fascinates the viewer's gaze.

And whoever looks at Eterea, Soave, Anima e Vita rediscovers the elegance and beauty of a harmony found between the environment and the light... the choreography of a dream.

Emanuela Benedetti





ETEREA

Collection #3100

ARCHITECTURE IS THE MASTERLY, CORRECT AND MAGNIFICENT
PLAY OF MASSES BROUGHT TOGETHER IN LIGHT.

LE CORBUSIER



ETEREA Chandelier

Diam.90 x H.96 (cm) plus chain

Structure in satin & polished nickel finish;
gray leather upholsterings. Fumè crystal shades.
Struttura in finitura nickel satinato & lucido; elementi
in pelle grigia. Paralumi in cristallo fumè.

3116-NN-FC



ETEREA Chandelier

Diam.90 x H.96 (cm) plus chain

Structure in satin & polished light gold finish (F_16/17);
gray leather upholsterings. Transparent crystal shades.
Struttura in finitura oro chiaro satinato & lucido; elementi
in pelle grigia. Paralumi in cristallo trasparente.

3116-GG-TC





ETEREA Oval Chandelier

L.85 x D.60 x H.200 (cm)

Structure in satin & polished gold finish (F.14/15);
gray leather upholsterings. Transparent crystal shades.
Struttura in finitura oro satinato & lucido; elementi
in pelle grigia. Paralumi in cristallo trasparente.

3112-GG-TC



ETEREA Wall Lamp

L.35 x D.20 x H.78 (cm)

Structure in satin & polished
light gold finish (F_16/17); transparent crystal shades.
Struttura in finitura oro chiaro satinato & lucido;
Paralumi in cristallo trasparente.

3121-GG-TC



ETEREA Wall Lamp

L.35 x D.20 x H.78 (cm)

Structure in satin & polished
nickel finish; fumè crystal shades.
Struttura in finitura nickel satinato & lucido;
Paralumi in cristallo fumè.

3121-NN-FC



ETEREA Table Lamp

Diam.17 x H.70 (cm)

Structure in satin & polished light gold finish (F_16/17); metal base. Transparent crystal shades.
Struttura in finitura oro chiaro satinato & lucido;
base in metallo. Paralumi in cristallo trasparente.

3131-GG-TC



ETEREA Table Lamp

Diam.17 x H.63 (cm)

Structure in satin & polished nickel finish; metal base. Blue crystal shades.
Struttura in finitura nickel satinato & lucido;
base in metallo. Paralumi in cristallo blu.

3132-NN-FC



ETEREA Floor Lamp

Diam.45 x H.190 (cm)

Structure in satin & polished nickel finish. Gray leather structure upholsterings; Bardiglio marble base. Fumè crystal shades. Struttura in finitura nickel satinato & lucido. Rivestimento struttura in pelle grigia; base in marmo Bardiglio. Paralumi in cristallo fumè.

3141-NN-FC





ETEREA floor-to-ceiling fixture

L.35 x D.16 x H.300 (cm)

Structure in polished gold finish (F_14).
Gray leather extension; metal ceiling
fixture and base. Transparent crystal shades.
Struttura in finitura oro lucido; estensioni
in pelle grigia. Attacchi in metallo.
Paralumi in cristallo trasparente.

3151-GG-TC





ETEREA Pendant

L.35 x D.16 x H.300 (cm)

Structure in polished & satin black nickel finish; gray leather extension; metal ceiling fixture. Transparent crystal shades.
Struttura in finitura nickel nero lucido & satinato; estensioni in pelle grigia; attacco in metallo. Paralumi in cristallo trasparente.

3155-DN-TC



VITA

Collection #3500

LIFE [VITA] IS A GIFT THAT HAS BEEN GIVEN TO YOU.
IT IS IN YOUR HANDS TO MAKE THE BEST OUT OF IT.

RALPH WALDO EMERSON



VITA Chandelier

Diam.90 x H.120 (cm) plus chain

Structure in burnished & brushed brass finish;
details in satin nickel finish. Double layer leather fringe.
Struttura in finitura ottone brunito e spazzolato; dettagli in
nickel satinato. Doppio strato di frange in pelle.

3512-BN



VITA Pendant

Diam.10 x H.120 (cm) including cable

Structure in burnished & lightly brushed brass finish; double layer leather fringe. Struttura in finitura ottone brunito e leggermente spazzolato; doppio strato di frange in pelle.

3515-BG

VITA Pendant

Diam.10 x H.105 (cm) including cable

Structure in burnished & lightly brushed brass finish; double layer leather fringe. Struttura in finitura ottone brunito e leggermente spazzolato; doppio strato di frange in pelle.

3516-BG





VITA Table Lamp

L.70 x D.48 x H.160 (cm)

Structure in burnished & brushed brass finish;
smoked Oak wood base. Double layer leather fringe.
Struttura in finitura ottone brunito e spazzolato; base
in legno di rovere. Doppio strato di frange in pelle.

3531-BN



SOAVE

Collection #3200

MIRACLES ARE DREAMS THAT BECOME LIGHT.

ALAIN DREW



SOAVE Chandelier

L.70 x D.48 x H.100 (cm) including steel wire

Structure in satin & polished light
gold finish (F_16/17); transparent & satin clear crystal shades.
Struttura in finitura oro chiaro satinato & lucido;
paralumi in cristallo trasparente & satinato.

3211-GG-TC



SOAVE Pendant

L.34 x D.30 x H.83 (cm) including steel wire

Structure in satin & polished light gold finish (F_16/17);
transparent & satin clear crystal shades.

Struttura in finitura oro chiaro satinato & lucido;
paralumi in cristallo trasparente & satinato.

3216-GG-TC





SOAVE Pendant

L.27 x D.10 x H.141 (cm) including cable

Structure in burnished and lightly brushed
brass finish; transparent & satin clear crystal shades.
Struttura in ottone brunito e leggermente spazzolato;
paralumi in cristallo trasparente & satinato.

3215-BB-TC



SOAVE Wall Lamp

L.6 x D.11 x H.20 (cm)

Structure in satin & polished light
gold finish (F_16/17); transparent amber crystal shade.
Struttura in finitura oro chiaro satinato & lucido;
paralume in cristallo ambrato trasparente.

3221-GG-AC



SOAVE Wall Lamp

L.35 x D.20 x H.30 (cm)

Structure in satin & polished light
gold finish; transparent & satin clear crystal shades.
Struttura in finitura oro chiaro satinato & lucido;
paralumi in cristallo trasparente & satinato.

3225-GG-TC



SOAVE Table Lamp

Diam.37 x H.71 (cm)

Structure in burnished and lightly brushed
brass finish; transparent fumè crystal shades.
Struttura in ottone brunito e leggermente spazzolato;
paralumi in cristallo trasparente fumè.

3231-BB-FC



SOAVE Floor Lamp

L.43 x D.27 x H.172 (cm)

Structure in satin & polished light gold finish (F_16/17);
Bardiglio marble base. Transparent & satin clear crystal shades.
Struttura in finitura oro chiaro satinato & lucido; base in marmo
Bardiglio. Paralumi in cristallo trasparente & satinato.

3241-GG-TC



SOAVE floor-to-ceiling fixture

L.28 x D.11 x H.300 (cm)

Structure in satin & polished light gold finish (F_16/17); gray leather extension; metal ceiling fixture and base.

Transparent & satin clear crystal shades.
Struttura in finitura oro chiaro satinato & lucido;
estensioni in pelle grigia; attacchi in metallo.
Paralumi in cristallo trasparente & satinato.

3251-GG-TC



ANIMA

Collection #3300

THE SOUL [ANIMA] IS CONSCIENCE AND SHINES AS LIGHT INSIDE THE HEART.



ANIMA Chandelier

L. 117 x D. 39 x H. 130 (cm)

Structure in Walnut wood and satin & polished dark nickel finish; amber crystal elements.
Struttura in Noce e finitura nickel nero satinato & lucido; elementi in cristallo ambra.

3311-DN-AC



ANIMA Chandelier

Diam.39 x H.130 (cm)

Structure in Walnut wood and satin & polished
light gold finish; fumè crystal elements.
Struttura in Noce e finitura oro chiaro satinato
& lucido; elementi in cristallo fumè.

3315-GG-FC



ANIMA Wall Lamp

L.36 x D.20 x H.84 (cm)

Structure in Walnut wood and satin & polished
dark nickel finish; amber crystal elements.
Struttura in Noce e finitura nickel nero satinato
& lucido; elementi in cristallo ambra.

3325-DN-AC



ANIMA Maxi Wall Lamp

L.16 x D.20 x H.154 (cm)

Structure in Walnut wood and satin & polished light gold finish; fumè crystal element.
Struttura in Noce e finitura oro chiaro satinato & lucido; elemento in cristallo fumè.

3323-GG-FC



ANIMA Floor Lamp

L.25 x D.30 x H.184 (cm)

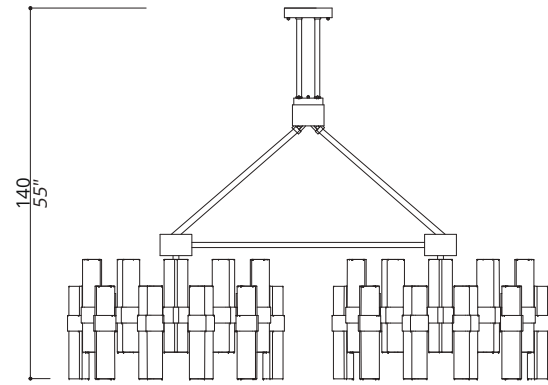
Structure in Walnut wood and satin & polished light gold finish; Travertino marble base. Fumè crystal elements.
Struttura in Noce e finitura oro chiaro satinato & lucido; base in marmo Travertino. Elementi in cristallo fumè.

3341-GG-FC

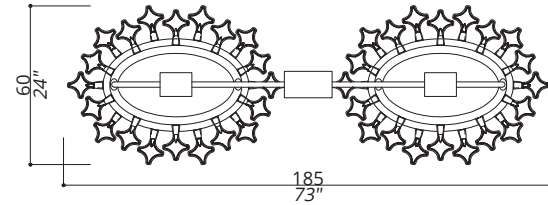


Technical Sheets

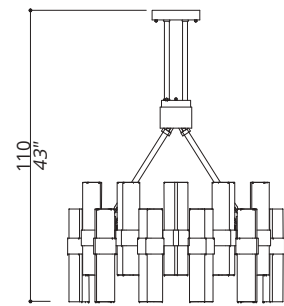
ETEREA



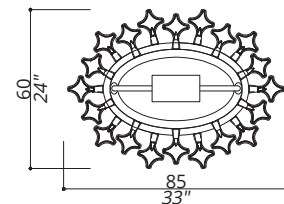
3111-PG-TC CHANDELIER DOUBLE OVAL COMPOSITION. 80 LIGHTS TYPE G9 LED
 STRUCTURE IN F_16 (POLISHED LIGHT GOLD FINISH); GRAY LEATHER UPHOLSTERINGS



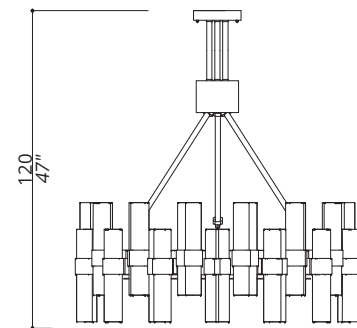
3111-PN-TC CHANDELIER STRUCTURE IN F_31 (POLISHED NICKEL FINISH); GRAY LEATHER UPHOLSTERINGS 80 LIGHTS TYPE G9 LED



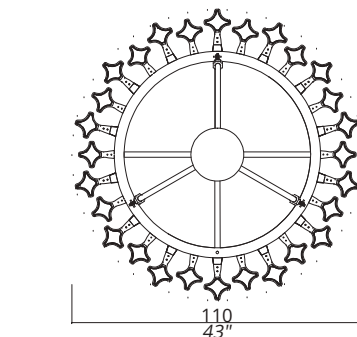
3112-GG-TC CHANDELIER OVAL COMPOSITION. 40 LIGHTS TYPE G9 LED
 STRUCTURE IN F_14 & F_15 (POLISHED & SATIN GOLD FINISHES); GRAY LEATHER UPHOLSTERINGS



3112-NN-TC CHANDELIER STRUCTURE IN F_31 & F_33 (POLISHED & SATIN NICKEL FINISHES); GRAY LEATHER UPHOLSTERINGS 40 LIGHTS TYPE G9 LED



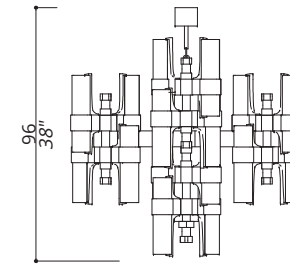
3113-GG-TC CHANDELIER ROUND COMPOSITION. 56 LIGHTS TYPE G9 LED
 STRUCTURE IN F_14 & F_15 (POLISHED & SATIN GOLD FINISHES); GRAY LEATHER UPHOLSTERINGS



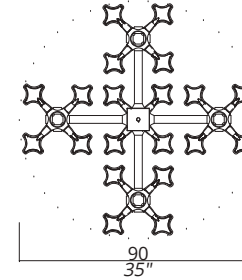
3113-NN-TC CHANDELIER STRUCTURE IN F_31 & F_33 (POLISHED & SATIN NICKEL FINISHES); GRAY LEATHER UPHOLSTERINGS 56 LIGHTS TYPE G9 LED

3100

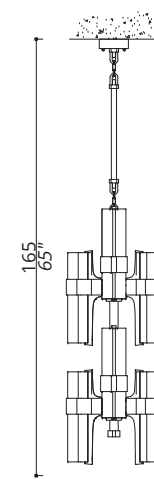
ETEREA



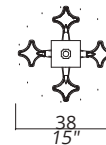
3116-GG-TC CHANDELIER LIGHTS COMPOSITION. 50 CENTIMETRES OF CHAIN INCLUDED. 40 LIGHTS TYPE G9 LED
 STRUCTURE IN F_16 (POLISHED LIGHT GOLD FINISH); GRAY LEATHER UPHOLSTERINGS



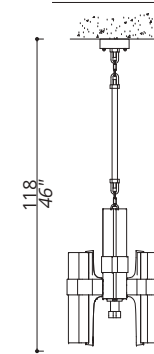
3116-NN-TC CHANDELIER STRUCTURE IN F_31 (NICKEL FINISH); GRAY LEATHER UPHOLSTERINGS 40 LIGHTS TYPE G9 LED



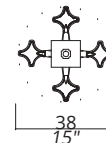
3117-GG-TC PENDANT LIGHTS COMPOSITION. 16 LIGHTS TYPE G9 LED
 STRUCTURE IN F_16 (POLISHED LIGHT GOLD FINISH); GRAY LEATHER UPHOLSTERINGS



3117-NN-TC PENDANT STRUCTURE IN F_31 (NICKEL FINISH); GRAY LEATHER UPHOLSTERINGS 16 LIGHTS TYPE G9 LED



3118-GG-TC PENDANT LIGHTS COMPOSITION. 8 LIGHTS TYPE G9 LED
 STRUCTURE IN F_16 (POLISHED LIGHT GOLD FINISH); GRAY LEATHER UPHOLSTERINGS

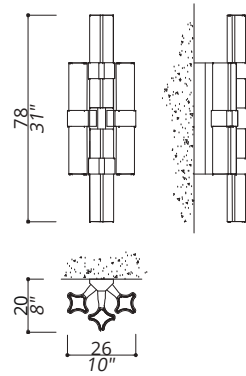


3118-NN-TC PENDANT STRUCTURE IN F_31 (NICKEL FINISH); GRAY LEATHER UPHOLSTERINGS 8 LIGHTS TYPE G9 LED

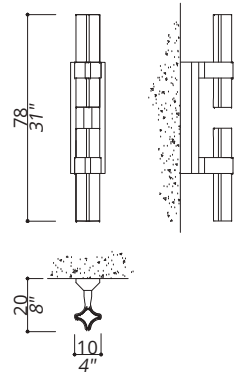
3100

ETEREA

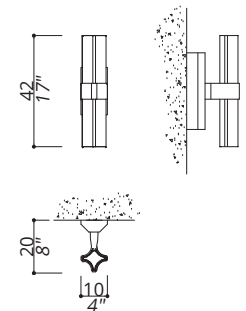
3100



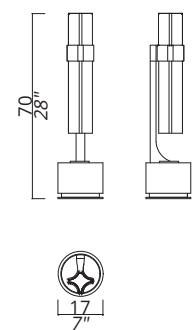
3121-GG-TC	WALL LAMP	STRUCTURE IN F_16 & F_17 (POLISHED & SATIN LIGHT GOLD FINISHES)	8 LIGHTS TYPE G9 LED
3121-NN-TC	WALL LAMP	STRUCTURE IN F_31 & F_33 (POLISHED & SATIN NICKEL FINISHES)	8 LIGHTS TYPE G9 LED



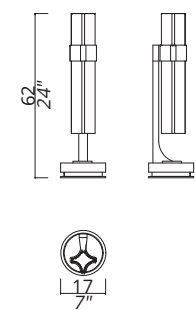
3122-GG-TC	WALL LAMP	STRUCTURE IN F_16 & F_17 (POLISHED & SATIN LIGHT GOLD FINISHES)	4 LIGHTS TYPE G9 LED
3122-NN-TC	WALL LAMP	STRUCTURE IN F_31 & F_33 (POLISHED & SATIN NICKEL FINISHES)	4 LIGHTS TYPE G9 LED



3124-GG-TC	WALL LAMP	STRUCTURE IN F_16 & F_17 (POLISHED & SATIN LIGHT GOLD FINISHES)	2 LIGHTS TYPE G9 LED
3124-NN-TC	WALL LAMP	STRUCTURE IN F_31 & F_33 (POLISHED & SATIN NICKEL FINISHES)	2 LIGHTS TYPE G9 LED



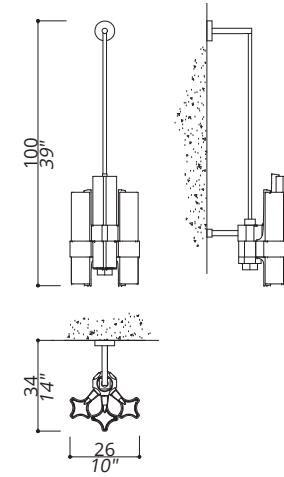
3131-GG-TC	TABLE LAMP	STRUCTURE IN F_16 & F_17 (POLISHED & SATIN LIGHT GOLD FINISHES) METAL BASE. LIGHT SWITCH ON BASE	2 LIGHTS TYPE G9 LED
3131-NN-TC	TABLE LAMP	STRUCTURE IN F_31 & F_33 (POLISHED & SATIN NICKEL FINISHES) METAL BASE. LIGHT SWITCH ON BASE	2 LIGHTS TYPE G9 LED



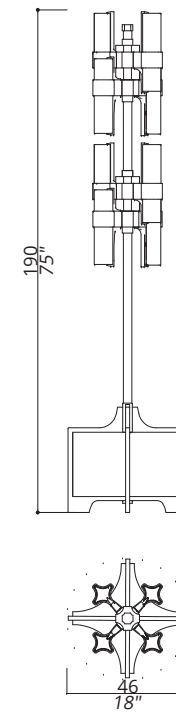
3132-GG-TC	TABLE LAMP	STRUCTURE IN F_16 & F_17 (POLISHED & SATIN LIGHT GOLD FINISHES) METAL BASE	2 LIGHTS TYPE G9 LED
3132-NN-TC	TABLE LAMP	STRUCTURE IN F_31 & F_33 (POLISHED & SATIN NICKEL FINISHES) METAL BASE	2 LIGHTS TYPE G9 LED

ETEREA

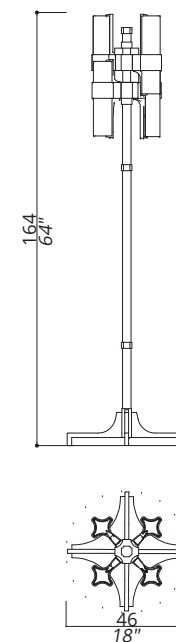
3100



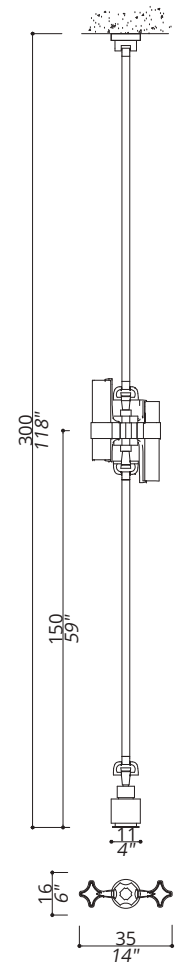
3125-PG-TC	WALL LAMP	STRUCTURE IN F_16 (POLISHED LIGHT GOLD FINISH)	6 LIGHTS TYPE G9 LED
3125-PN-TC	WALL LAMP	STRUCTURE IN F_31 (POLISHED NICKEL FINISH)	6 LIGHTS TYPE G9 LED



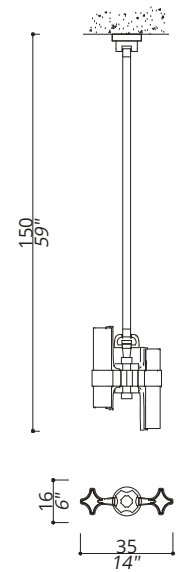
3141-GG-TC	FLOOR LAMP	STRUCTURE IN F_16 & F_17 (POLISHED & SATIN LIGHT GOLD FINISHES); GRAY LEATHER UPHOLSTERINGS. BARDIGLIO MARBLE BASE.	16 LIGHTS TYPE G9 LED
3141-NN-TC	FLOOR LAMP	STRUCTURE IN F_31 & F_33 (POLISHED & SATIN NICKEL FINISHES); GRAY LEATHER UPHOLSTERINGS. BARDIGLIO MARBLE BASE	16 LIGHTS TYPE G9 LED



3142-GG-TC	FLOOR LAMP	STRUCTURE IN F_16 & F_17 (POLISHED & SATIN LIGHT GOLD FINISHES); GRAY LEATHER UPHOLSTERINGS. BARDIGLIO MARBLE BASE.	16 LIGHTS TYPE G9 LED
3142-NN-TC	FLOOR LAMP	STRUCTURE IN F_31 & F_33 (POLISHED & SATIN NICKEL FINISHES); GRAY LEATHER UPHOLSTERINGS. BARDIGLIO MARBLE BASE	16 LIGHTS TYPE G9 LED



3151-PG-TC	FLOOR TO CEILING FIXTURE	STRUCTURE IN F_14 (POLISHED GOLD FINISH); GRAY LEATHER UPHOLSTERINGS; METAL BASE	4 LIGHTS TYPE G9 LED
3151-PN-TC	FLOOR TO CEILING FIXTURE	STRUCTURE IN F_31 (POLISHED NICKEL FINISH); GRAY LEATHER UPHOLSTERINGS; METAL BASE	4 LIGHTS TYPE G9 LED




3155-PG-TC	PENDANT FIXTURE	STRUCTURE IN F_16 (POLISHED LIGHT GOLD FINISH); GRAY LEATHER UPHOLSTERINGS	4 LIGHTS TYPE G9 LED
3155-PDN-TC	PENDANT FIXTURE	STRUCTURE IN F_41 (POLISHED BLACK NICKEL FINISH); GRAY LEATHER UPHOLSTERINGS	4 LIGHTS TYPE G9 LED

FINISHES



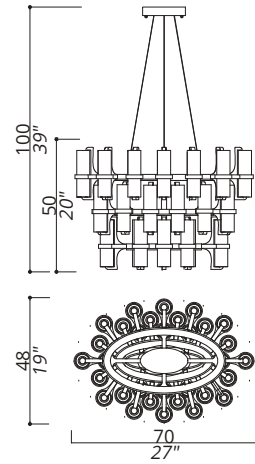
CRYSTALS



OTHER DETAILS



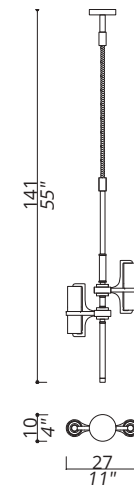
SOAVE



3211-GG-TC CHANDELIER OVAL STRUCTURE; THREE LAYERS. 36 LIGHTS
50 CENTIMETRES OF STEEL WIRE INCLUDED. TYPE G9 LED
STRUCTURE IN F_16 & F_17
(POLISHED & SATIN LIGHT GOLD FINISHES)

3200

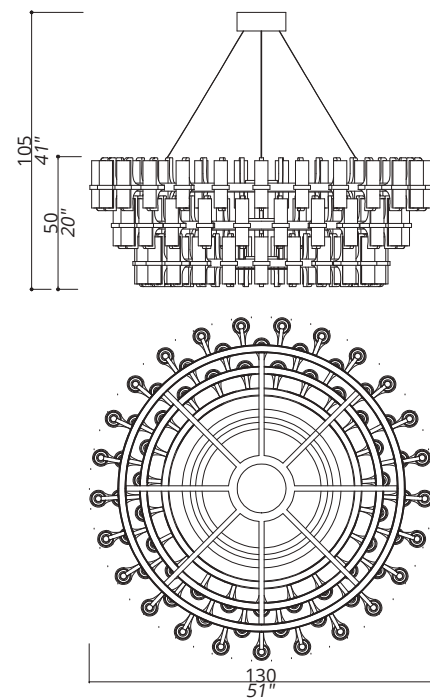
SOAVE



3215-BB-TC PENDANT STRAIGHT STRUCTURE WITH LIGHT ON SIDES AND BOTTOM. 2 LIGHTS
50 CENTIMETRES OF CABLE INCLUDED. TYPE G9 LED
+
1 LIGHT INCLUDED
TYPE SPOT LED
1 WATT / 350.000 mA
STRUCTURE IN F_11 (BURNISHED & LIGHTLY BRUSHED BRASS FINISH);
BLACK CABLE

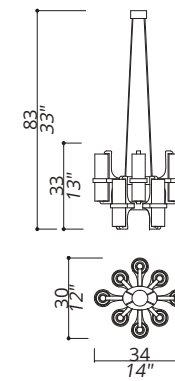
3200

3215-GG-TC PENDANT STRUCTURE IN F_16 & F_17 (POLISHED & SATIN LIGHT GOLD FINISHES);
WHITE CABLE 2 LIGHTS
TYPE G9 LED
+
1 LIGHT INCLUDED
TYPE SPOT LED
1 WATT / 350.000 mA



3212-GG-TC CHANDELIER ROUND STRUCTURE; THREE LAYERS. 71 LIGHTS
50 CENTIMETRES OF STEEL WIRE INCLUDED. TYPE G9 LED
STRUCTURE IN F_16 & F_17
(POLISHED & SATIN LIGHT GOLD FINISHES)

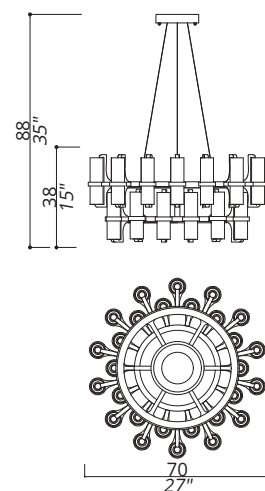
3200



3216-BB-TC PENDANT OVAL STRUCTURE; TWO LAYERS. 8 LIGHTS
50 CENTIMETRES OF STEEL WIRE INCLUDED. TYPE G9 LED
STRUCTURE IN F_11 (BURNISHED & LIGHTLY BRUSHED BRASS FINISH)

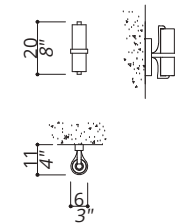
3200

3216-GG-TC PENDANT STRUCTURE IN F_16 & F_17 (POLISHED & SATIN LIGHT GOLD FINISHES) 8 LIGHTS
TYPE G9 LED



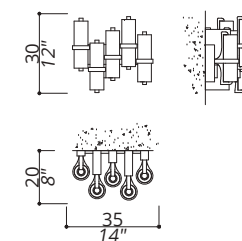
3213-GG-TC CHANDELIER ROUND STRUCTURE; TWO LAYERS. 28 LIGHTS
50 CENTIMETRES OF STEEL WIRE INCLUDED. TYPE G9 LED
STRUCTURE IN F_16 & F_17
(POLISHED & SATIN LIGHT GOLD FINISHES)

3200



3221-BB-TC WALL LAMP STRUCTURE IN F_11 (BURNISHED & LIGHTLY BRUSHED BRASS FINISH) 1 LIGHT
TYPE G9 LED

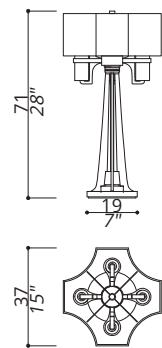
3221-GG-AC WALL LAMP STRUCTURE IN F_16 & F_17 (POLISHED & SATIN LIGHT GOLD FINISHES) 1 LIGHT
TYPE G9 LED



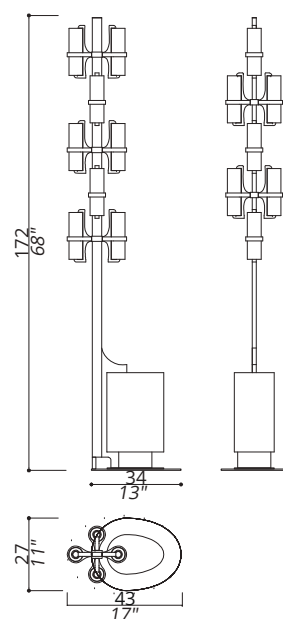
3225-BB-TC WALL LAMP STRUCTURE IN F_11 (BURNISHED & LIGHTLY BRUSHED BRASS FINISH) 5 LIGHTS
TYPE G9 LED

3225-GG-TC WALL LAMP STRUCTURE IN F_16 & F_17 (POLISHED & SATIN LIGHT GOLD FINISHES) 5 LIGHTS
TYPE G9 LED

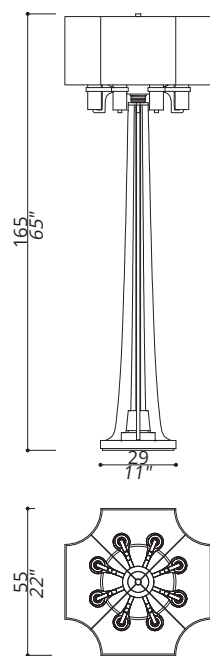
SOAVE



3231-BB-TC	TABLE LAMP	STRUCTURE IN F_11 (BURNISHED & LIGHTLY BRUSHED BRASS FINISH)	4 LIGHTS TYPE G9 LED
3231-GG-FC	TABLE LAMP	STRUCTURE IN F_16 & F_17 (POLISHED & SATIN LIGHT GOLD FINISHES)	4 LIGHTS TYPE G9 LED



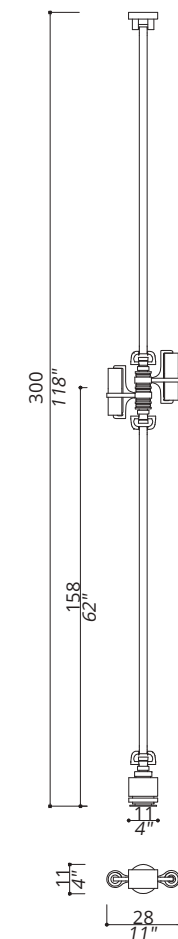
3241-GG-TC	FLOOR LAMP	STRUCTURE IN F_16 & F_17 (POLISHED & SATIN LIGHT GOLD FINISHES). BARDIGLIO MARBLE BASE	10 LIGHTS TYPE G9 LED
-------------------	------------	---	--------------------------



3242-BB-TC	FLOOR LAMP	STRUCTURE IN F_11 (BURNISHED & LIGHTLY BRUSHED BRASS FINISH). METAL BASE	8 LIGHTS TYPE G9 LED
3242-GG-FC	FLOOR LAMP	STRUCTURE IN F_16 & F_17 (POLISHED & SATIN LIGHT GOLD FINISHES). METAL BASE	8 LIGHTS TYPE G9 LED

3200

SOAVE



3251-GG-TC	FLOOR TO CEILING FIXTURE	STRUCTURE IN F_16 & F_17 (POLISHED & SATIN LIGHT GOLD FINISHES). METAL BASE	2 LIGHTS TYPE G9 LED
-------------------	--------------------------	--	-------------------------

3200

FINISHES



GG
F_16/F_17
Polished & satin light gold finish
Finitura oro chiaro lucido e satinato

BB
F_11
Burnished & lightly brushed brass finish
Finitura ottone brunito e leggermente spazzolato

CRYSTALS



TC
Transparent crystal; satin stripes detailing
Cristallo trasparente con strisce satinato

AC
Amber clear crystal
Cristallo ambra

FC
Fumè clear crystal
Cristallo fumè

DETAILS

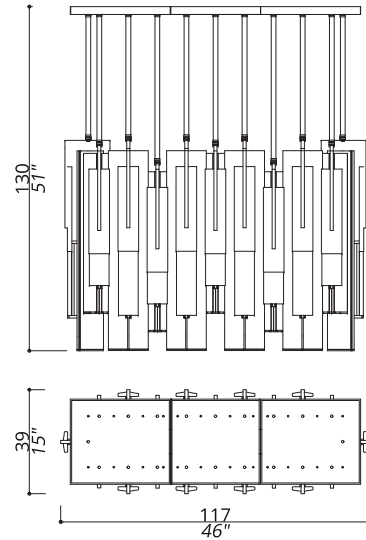


Gray leather upholsterings
Rivestimenti in pelle grigia

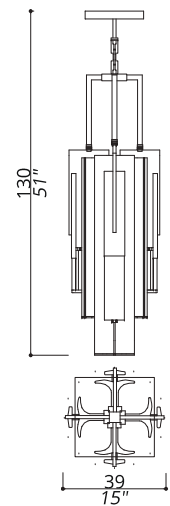
Bardiglio marble base floor lamp
Base piantana in marmo Bardiglio

3215 bottom spot light
3215 punto luce inferiore

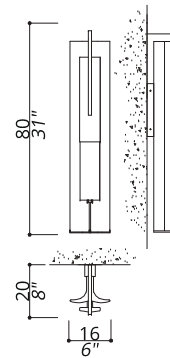
ANIMA



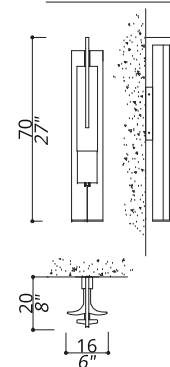
3311-DN-AC	CHANDELIER	20 ELEMENTS SUSPENSION. STRUCTURE IN WALNUT WOOD; CONNECTION BOX AND DETAILS IN F_41 & F_45 (POLISHED & SATIN DARK NICKEL FINISHES)	3300 40 LED STRIP LIGHTS
3311-GG-FC	CHANDELIER	STRUCTURE IN WALNUT WOOD; CONNECTION BOX AND DETAILS IN F_16 & F_17 (POLISHED & SATIN LIGHT GOLD FINISHES)	40 LED STRIP LIGHTS



3315-DN-AC	CHANDELIER	4 ELEMENTS SUSPENSION. 50 CENTIMETRES OF CHAIN INCLUDED. STRUCTURE IN WALNUT WOOD; CONNECTION BOX AND DETAILS IN F_41 & F_45 (POLISHED & SATIN DARK NICKEL FINISHES)	3300 8 LED STRIP LIGHTS
3315-GG-FC	CHANDELIER	STRUCTURE IN WALNUT WOOD; CONNECTION BOX AND DETAILS N F_16 & F_17 (POLISHED & SATIN LIGHT GOLD FINISHES)	8 LED STRIP LIGHTS

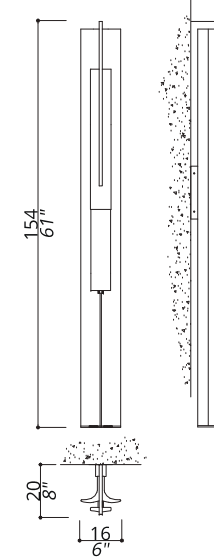


3321-DN-AC	WALL LAMP	STRUCTURE IN WALNUT WOOD; CONNECTION BOX AND DETAILS IN F_41 & F_45 (POLISHED & SATIN DARK NICKEL FINISHES)	3300 2 LED STRIP LIGHTS
3321-GG-FC	WALL LAMP	STRUCTURE IN WALNUT WOOD; CONNECTION BOX AND DETAILS N F_16 & F_17 (POLISHED & SATIN LIGHT GOLD FINISHES)	2 LED STRIP LIGHTS

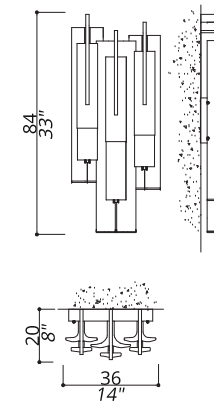


3322-DN-AC	WALL LAMP	STRUCTURE IN WALNUT WOOD; CONNECTION BOX AND DETAILS IN F_41 & F_45 (POLISHED & SATIN DARK NICKEL FINISHES)	3300 2 LED STRIP LIGHTS
3322-GG-FC	WALL LAMP	STRUCTURE IN WALNUT WOOD; CONNECTION BOX AND DETAILS N F_16 & F_17 (POLISHED & SATIN LIGHT GOLD FINISHES)	2 LED STRIP LIGHTS

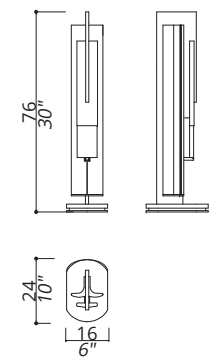
ANIMA



3323-DN-AC	MAXI WALL LAMP	STRUCTURE IN WALNUT WOOD; CONNECTION BOX AND DETAILS IN F_41 & F_45 (POLISHED & SATIN DARK NICKEL FINISHES)	3300 2 LED STRIP LIGHTS
3323-GG-FC	MAXI WALL LAMP	STRUCTURE IN WALNUT WOOD; CONNECTION BOX AND DETAILS N F_16 & F_17 (POLISHED & SATIN LIGHT GOLD FINISHES)	2 LED STRIP LIGHTS

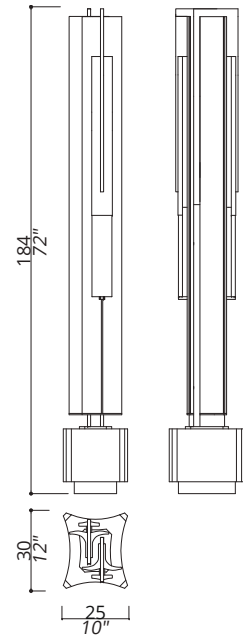


3325-DN-AC	WALL LAMP	STRUCTURE IN WALNUT WOOD; CONNECTION BOX AND DETAILS IN F_41 & F_45 (POLISHED & SATIN DARK NICKEL FINISHES)	3300 6 LED STRIP LIGHTS
3325-GG-FC	WALL LAMP	STRUCTURE IN WALNUT WOOD; CONNECTION BOX AND DETAILS N F_16 & F_17 (POLISHED & SATIN LIGHT GOLD FINISHES)	6 LED STRIP LIGHTS

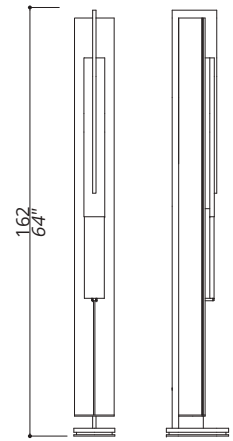


3331-DN-AC	TABLE LAMP	STRUCTURE IN WALNUT WOOD; DETAILS IN F_41 & F_45 (POLISHED & SATIN DARK NICKEL FINISHES). METAL BASE	3300 2 LED STRIP LIGHTS
3331-GG-FC	TABLE LAMP	STRUCTURE IN WALNUT WOOD; DETAILS IN F_16 & F_17 (POLISHED & SATIN LIGHT GOLD FINISHES). METAL BASE	2 LED STRIP LIGHTS

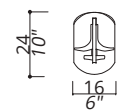
ANIMA



3341-DN-AC	FLOOR LAMP	STRUCTURE IN WALNUT WOOD; DETAILS IN F_41 & F_45 (POLISHED & SATIN DARK NICKEL FINISHES). TRAVERTINO MARBLE BASE	3300	4 LED STRIP LIGHTS
3341-GG-FC	FLOOR LAMP	STRUCTURE IN WALNUT WOOD; DETAILS IN F_16 & F_17 (POLISHED & SATIN LIGHT GOLD FINISHES). TRAVERTINO MARBLE BASE		4 LED STRIP LIGHTS




3342-DN-AC	FLOOR LAMP	STRUCTURE IN WALNUT WOOD; DETAILS IN F_41 & F_45 (POLISHED & SATIN DARK NICKEL FINISHES). METAL BASE		2 LED STRIP LIGHTS
3342-GG-FC	FLOOR LAMP	STRUCTURE IN WALNUT WOOD; DETAILS IN F_16 & F_17 (POLISHED & SATIN LIGHT GOLD FINISHES). METAL BASE		2 LED STRIP LIGHTS



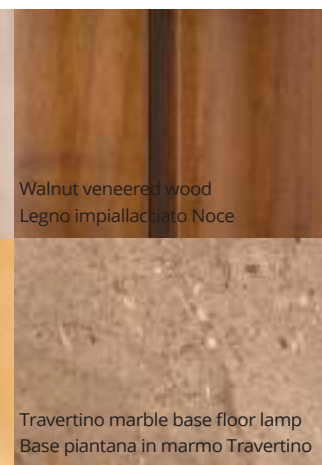
FINISHES



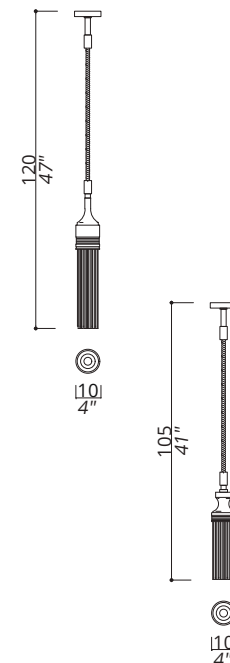
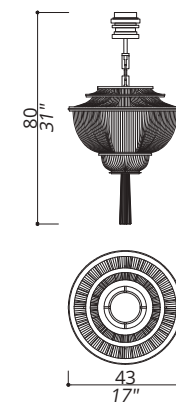

CRYSTALS



DETAILS



VITA



3512-BN	CHANDELIER	METAL STRUCTURE AND LEATHER FRINGES. STRIP LED LIGHTS ON SIDES AND BOTTOM SPOT LIGHT; BOTTOM DECORATIVE FRINGE REMOVABLE. 50 CENTIMETRES OF CHAIN INCLUDED.	3500	LED STRIP LIGHTS + 1 LIGHT INCLUDED TYPE SPOT LED 1 WATT / 350.000 mA
		STRUCTURE IN F_12 (BURNISHED & BRUSHED BRASS FINISH); DETAILS IN F_33 (SATIN NICKEL FINISH)		

3512-BG	CHANDELIER	STRUCTURE IN F_11 (BURNISHED & LIGHTLY BRUSHED BRASS FINISH); DETAILS IN F_17 (LIGHT SATIN GOLD FINISH)		LED STRIP LIGHTS + 1 LIGHT INCLUDED TYPE SPOT LED 1 WATT / 350.000 mA
----------------	------------	---	--	---

3513-BN	CHANDELIER	METAL STRUCTURE AND LEATHER FRINGES. STRIP LED LIGHTS ON SIDES. BOTTOM DECORATIVE FRINGE. 50 CENTIMETRES OF CHAIN INCLUDED.		LED STRIP LIGHTS
		STRUCTURE IN F_12 (BURNISHED & BRUSHED BRASS FINISH); DETAILS IN F_33 (SATIN NICKEL FINISH)		

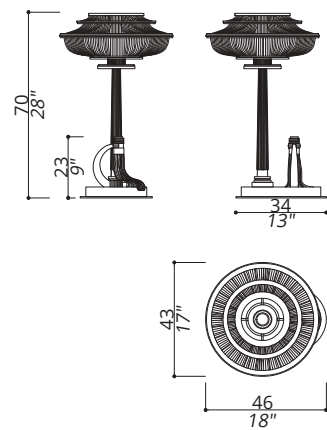
3513-BG	CHANDELIER	STRUCTURE IN F_11 (BURNISHED & LIGHTLY BRUSHED BRASS FINISH); DETAILS IN F_17 (LIGHT SATIN GOLD FINISH)		LED STRIP LIGHTS
----------------	------------	---	--	------------------

3515-BN	PENDANT	METAL AND WOOD STRUCTURE; LEATHER FRINGES. 50 CENTIMETRES OF CABLE INCLUDED.		1 LIGHT INCLUDED TYPE SPOT LED 1 WATT / 350.000 mA
		STRUCTURE IN F_12 (BURNISHED & BRUSHED BRASS FINISH)		

3515-BG	PENDANT	STRUCTURE IN F_11 (BURNISHED & LIGHTLY BRUSHED BRASS FINISH)		1 LIGHT INCLUDED TYPE SPOT LED 1 WATT / 350.000 mA
----------------	---------	--	--	--

3516-BN	PENDANT	METAL AND WOOD STRUCTURE; LEATHER FRINGES. 50 CENTIMETRES OF CABLE INCLUDED.		1 LIGHT INCLUDED TYPE SPOT LED 1 WATT / 350.000 mA
		STRUCTURE IN F_12 (BURNISHED & BRUSHED BRASS FINISH)		

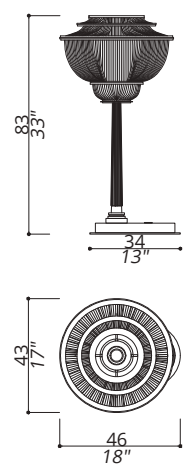
3516-BG	PENDANT	STRUCTURE IN F_11 (BURNISHED & LIGHTLY BRUSHED BRASS FINISH)		1 LIGHT INCLUDED TYPE SPOT LED 1 WATT / 350.000 mA
----------------	---------	--	--	--



3531-BN TABLE LAMP METAL STRUCTURE AND LEATHER FRINGES; LED STRIP LIGHTS
SMOKED OAK WOOD BASE.
STRIP LED LIGHTS ON SIDES.
REMOTE CONTROL + STATION ON BASE.

STRUCTURE IN F_12 (BURNISHED & BRUSHED BRASS FINISH)

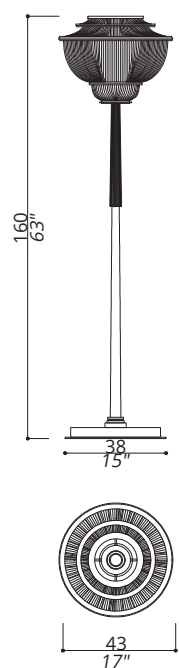
3531-BG TABLE LAMP STRUCTURE IN F_11 (BURNISHED & LIGHTLY BRUSHED BRASS FINISH) LED STRIP LIGHTS



3532-BN TABLE LAMP METAL STRUCTURE AND LEATHER FRINGES; LED STRIP LIGHTS
SMOKED OAK WOOD BASE.
STRIP LED LIGHTS ON SIDES.
LIGHT SWITCH ON BASE.

STRUCTURE IN F_12 (BURNISHED & BRUSHED BRASS FINISH)

3532-BG TABLE LAMP STRUCTURE IN F_11 (BURNISHED & LIGHTLY BRUSHED BRASS FINISH) LED STRIP LIGHTS



3541-BN FLOOR LAMP METAL STRUCTURE AND LEATHER FRINGES; LED STRIP LIGHTS
SMOKED OAK WOOD BASE.
STRIP LED LIGHTS ON SIDES.

STRUCTURE IN F_12 (BURNISHED & BRUSHED BRASS FINISH)

3541-BG FLOOR LAMP STRUCTURE IN F_11 (BURNISHED & LIGHTLY BRUSHED BRASS FINISH) LED STRIP LIGHTS

FINISHES



BN
F_12/F_33
Burnished & brushed brass finish;
satin nickel finish complementary
Finitura ottone brunito e spazzolato;
nickel satinato in abbinamento

BG
F_11/F_17
Burnished & lightly brushed
brass finish; light satin gold
finish complementary
Finitura ottone brunito e
leggermente spazzolato; oro chiaro
satinato in abbinamento

Smoked Oak veneered wood
Legno impiallacciato Rovere affumicato

DETAILS



3512 Decorative fringe easily removable (magnets); bottom spot light
3512 Ciuffo finale facilmente removibile (magneti); faretto inferiore

Credits

DESIGN Emanuela Benedetti

PHOTOGRAPHY Francesco Bedini

Except for following:

PHOTOGRAPHY Patrick John Steiner

EDITING & POST PRODUCTION Samuele Mancini

Intro & mood at pages 6-7-8-22-23-36-45-48-52-58-59

PHOTOGRAPHY Antonio Saba

IHDG Showroom Dubai interiors view at pages 54-55

PRINTING TAP GRAFICHE

San Gimignano, 2019



is a trademark of issarch srl. All concepts, designs, arrangements, drawings and specifications are owned by and are the property of ISSARCH SRL which reserves the right to change, at any time and without prior warning, the technical specifications of any product illustrated in this catalogue.

ISSARCH SRL

VIA VANNETTI DONNINI, 71 - 59100 PRATO (PO), ITALY

TEL. +39 0574 054529

INFO@OFFICINA-LUCE.IT

