

tw
enty

porada

**tw
enty**

porada

- 6 **ABACUS** divano – sofa
- 20 **ALAN** tavolo – table
- 28 **ANTIGONE** tavolino – side table
- 32 **ASTRA** lampada a sospensione – suspension lamp
- 36 **BAYUS TAVOLINO** tavolino – coffee table
- 38 **BILBAO** credenza – sideboard
- 42 **BOUCHON MARMO** tavolino – side table
- 44 **COPINE** poltrona – armchair
- 50 **EKERO** tavolino – side table
- 52 **EVELIN** sedia – chair
- 56 **INFINITY** tavolo – table
- 58 **JELLY MARMO** tavolino – side table
- 62 **JET** carrelli di servizio – service trolleys
- 66 **JOK MARMO** tavolino – side table
- 68 **JUPITER** appendiabiti – wall clothes hook
- 72 **KANTO** credenza – sideboard
- 76 **QUADRIFOGLIO BISTROT** tavolo da bar – bar table
- 78 **QUADRIFOGLIO TAVOLINO H45** tavolino – side table
- 82 **ROMAIN** méridienne – méridienne sofa
- 86 **SHIBUMI** tavolo – table
- 92 **SMILE** pouf – pouf
- 94 **SOFTBAY** divano – sofa
- 98 **SVEVA STOOL** sgabello – stool
- 100 **EDEN** tappeto – rug
- 102 **WAVE-A** tappeto – rug
- 104 **WAVE-S** tappeto – rug

Ogni nuovo progetto è un
mondo da esplorare.

—

*Every project is a whole
new world to explore.*



ABACUS

G. & O. BURATTI

divano
sofa

Divano modulare con base in massello di noce canaletta e piedini in metallo. Rivestimento nei tessuti della collezione.

—

Modular sofa with frame in solid canaletta walnut and metal end-feet. Cover in the fabrics of the collection.



TASCHEN
MINIMAL STYLE
Ed. Angelika Taschen
LIONS



























ALAN BOTTE

G. & O. BURATTI

tavolo
table

Tavolo da pranzo con base in
noce canaletta e piano in cristallo
trasparente, legno, Rock o marmo.
Piedini in metallo.

—
*Dining table with base in canaletta
walnut and top in transparent glass,
wood, Rock or marble. Metal end-feet.*










ALAN TONDO

G. & O. BURATTI


tavolo
table

Tavolo da pranzo con base in
noce canaletta e piano in cristallo
trasparente, legno, Rock o marmo.
Piedini in metallo.

—
*Dining table with base in canaletta
walnut and top in transparent glass,
wood, Rock or marble. Metal end-feet.*









ANTIGONE

E. GALLINA

tavolini
side tables

Tavolini con struttura in massello di frassino e piano in marmo.

—
Side tables with frame in solid ash wood and marble top.



Cura del dettaglio e
visione d'insieme, così
nasce un prodotto Porada.

—

*Through care for details
and overview, Porada
products come to life.*





ASTRA

D. DOLCINI

lampada a sospensione
suspension lamp

Lampada a sospensione con struttura in massello di noce canaletta e diffusori in vetro opalino bianco lucido. Cavo in gomma siliconica finitura nero opaco.

—

Suspension lamp with frame in solid canaletta walnut and diffusers in shiny white opal glass. Matt black silicone rubber cable.







BAYUS TAVOLINO

G. & O. BURATTI

tavolino
coffee table

Tavolino con struttura in noce canaletta, base in metallo finitura Bronzoro e piedini in ottone spazzolato. Cassetti in noce canaletta con frontale in legno o cuoio.

Coffee table in canaletta walnut with Bronzoro finished metal base and brushed brass end feet. Drawers in canaletta walnut with wooden or Cuoio leather fronts.





BILBAO

NAVA + AROSIO

credenza
sideboard

Credenza in noce canaletta con base in metallo finitura peltro lucido. Anta a sinistra curva disponibile in tre finiture. Il vano interno in corrispondenza dell'anta curva è rivestito in specchio bronzato e dotato di illuminazione a Led.

Sideboard in canaletta walnut with shiny grey pewter metal base. Left curved door available in three different finishes. The inner compartment behind the curved door is covered by bronzed mirror and equipped with Led lighting.











BOUCHON MARMO

C. BALLABIO

tavolino
side table

Tavolino con struttura in massello di
noce canaletta e piano in marmo.

—

*Side table with frame in solid
canaletta walnut and marble top.*



COPINE

G. & O. BURATTI

poltrona
armchair

Poltrona con struttura in metallo
o in massello di noce canaletta
e rivestimento nei tessuti della
collezione.

—
*Armchair with metal or solid
canaletta walnut frame and cover in
the fabrics of the collection.*















EKERO

TOLLGARD & CASTELLANI

tavolini
side tables

Tavolini con base cilindrica in marmo, stelo centrale in metallo e piano in massello di noce canaletta.

—
Side tables with cylindrical marble base, central pole in metal and top in solid canaletta walnut.







EVELIN

C. BALLABIO

sedia
chair

Sedia e sedia con braccioli con struttura in massello di frassino e rivestimento nei tessuti della collezione. Braccioli rivestiti in cordoncino di cuoio cerato.

—
Chair and chair with arms with frame in solid ash and cover in the fabrics of the collection. Armrests covered by waxed saddle leather cord.

Tradizione e avanguardia,
memoria e creatività, un
equilibrio possibile.

—

*Tradition and avantgarde,
memory and creativity, a
possible balance.*







INFINITY

S. BIGI

tavolo
table

Tavolo da pranzo con base in massello di noce canaletta o frassino montata su una piastra in metallo e piano in cristallo temperato, legno o Rock.

—
Dining-table with base in solid canaletta walnut or ash fixed on a metal ring and top in tempered glass, wood or Rock.



JELLY MARMO


C. BALLABIO

tavolini
side tables

Tavolini con base in metallo, colonna centrale in massello di noce canaletta e piano in marmo.

—
Side tables with metal base, central pole in solid canaletta walnut and marble top.









JET

C. BALLABIO

carrelli di servizio
service trolleys

Carrelli di servizio con struttura in metallo nero opaco e piani in legno con cornice in massello di noce canaletta.

—

Service trolleys with frame in matt black metal and wooden tops with frame in solid canaletta walnut.







JOK
MARMO
G. & O. BURATTI

tavolino
side table

Tavolino con montante in massello di noce canaletta, base in metallo e piano in marmo.

—
Side table with pole in solid canaletta walnut, metal base and marble top.

JUPITER

C. BALLABIO

appendiabiti
wall clothes hook

Appendiabiti da parete con struttura in massello di noce canaletta. Disco in vetro fuso con piastra e gancio in metallo.

—
Wall clothes hook with frame in solid canaletta walnut and cast glass disc. Plate and hook in metal.











KANTO

D. DOLCINI

credenza
sideboard

Credenza in noce canaletta o frassino
con base in alluminio pressofuso
colore nero opaco.

—

*Sideboard in canaletta walnut or ash
with die-cast aluminium base in black
matt finish.*







QUADRIFOGLIO BISTROT

C. BALLABIO

tavolo da bar
bar table

Tavolo da bar con gamba centrale in massello di noce canaletta o frassino, montata su una base di metallo in finitura Bronzoro. Piano in cristallo trasparente con piastra in ottone spazzolato.

Bar table with central leg in solid canaletta walnut or ash fixed on a metal base in Bronzoro finish. Clear glass top with brushed brass plate.







QUADRIFOGLIO TAVOLINO h45

C. BALLABIO

tavolino
side table

Tavolino con gamba centrale in massello di noce canaletta o frassino, montata su una base di metallo in finitura Bronzoro. Piano in cristallo trasparente con piastra in ottone spazzolato.

—
Side table with central leg in solid canaletta walnut or ash fixed on a metal base in Bronzoro finish. Clear glass top with brushed brass plate.

La casa come espressione
del vivere contemporaneo,
elegante e funzionale.

—

*Home as expression of
contemporary living,
elegant and functional.*



ROMAIN

E. GALLINA

méridienne
méridienne sofa

Méridienne con struttura in massello di frassino e rivestimento nei tessuti della collezione.

—

Méridienne sofa with frame in solid ash and cover in the fabrics of the collection.








SHIBUMI OVALE

JIUN HO

tavolo
table

Tavolo ovale con struttura in metallo e base in massello di frassino. Piano in frassino.

—
Oval dining-table with metal frame and solid ash base. Top in ash.











SHIBUMI TONDO

JIUN HO

tavolo
table

Tavolo tondo con struttura in metallo e base in massello di frassino. Piano in frassino o marmo.

—
Round dining-table with metal frame and solid ash base. Top in ash or marble.

SMILE
M. MARCONATO & T. ZAPPA

pouf
pouf

Pouf con struttura in massello di frassino e rivestimento nei tessuti della collezione.

—
Pouf with frame in solid ash wood and cover in the fabrics of the collection.







SOFTBAY

G. VIGANÒ

divano
sofa

Divano con quattro piedi in massello di noce canaletta e rivestimento nei tessuti della collezione.

—

Sofa with four feet in solid canaletta walnut and cover in the fabrics of the collection.





SVEVA STOOL

G. & O. BURATTI

sgabello
stool

Sgabello con struttura in massello di frassino, schienale in Cuoietto e sedile rivestito nei tessuti della collezione. Traverso poggiapiedi in acciaio inox spazzolato.

—
Stool with frame in solid ash with Cuoietto leather back and seat in the fabrics of the collection. Footrest in brushed stainless steel.





EDEN

tappeto
rug

Tappeto taftato a mano realizzato con
filato ECONYL®.

—
*Hand tufted rug made of 100%
ECONYL® thread.*

WAVE-A

tappeto
rug

Tappeto tessuto a mano in lana della
Nuova Zelanda.

—
*Hand woven rug made of 100% New
Zealand wool.*





WAVE-S

tappeto
rug

Tappeto tessuto a mano in lana della
Nuova Zelanda.

—
*Hand woven rug made of 100% New
Zealand wool.*

**INFORMAZIONI
TECNICHE
*TECHNICAL
DRAWINGS***

Porada si riserva la facoltà di modificare, in qualunque momento e senza preavviso, le caratteristiche tecniche e le misure dei modelli illustrati nel presente catalogo. Le misure sono in cm. e in pollici.

—

Porada reserves the right to change, at any time and without notice, the technical specifications, including modifications of sizes, of any product illustrated in this catalogue. The measures are in cm. and inches.

—

Porada behält sich das Recht vor, Ihren Modellen technische bzw optische Änderungen, inklusiv Änderungen an Masse, ohne vorherige Ankündigung vorzunehmen. Die Masse sind in cm.

—

Porada se réserve le droit d'apporter à ses produits toutes améliorations techniques et esthétiques, compris modifications des dimensions et matériaux, sans préavis. Les mesures sont en cm.

—

Porada se reserva el derecho de cambiar, en cualquier momento y sin previo aviso, las características técnicas y las medidas de los modelos incluidos en este catálogo. Las medidas están en cm. y en pulgadas.

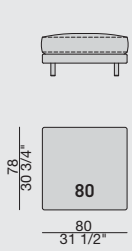
ABACUS

ESSENZA - WOOD

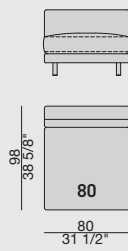
noce canaletta - *canaletta walnut*
 noce canaletta tinto moka - *canaletta walnut moka stained*
 noce canaletta tinto wengé - *canaletta walnut wengé stained*
 laccato opaco poro chiuso - *matt lacquered closed pore*

METALLO - METAL

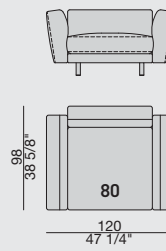
ottone spazzolato - *brushed brass*
 cromo nero - *black chromed*



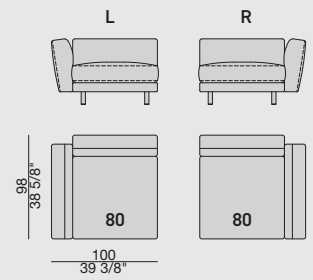
ABACUS BASE 80
09.0300



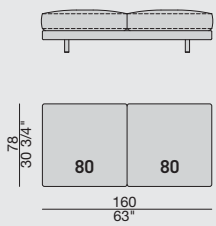
09.0300_01



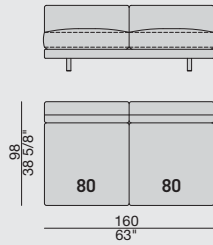
09.0300_02



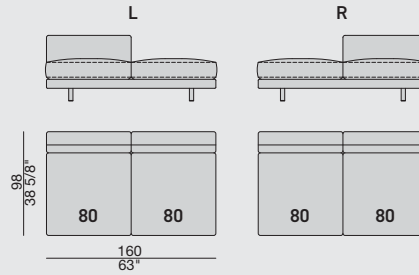
09.0300_03



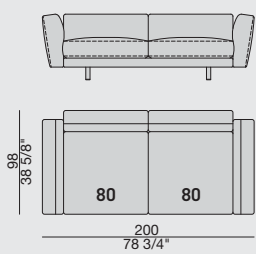
ABACUS BASE 160
09.0301



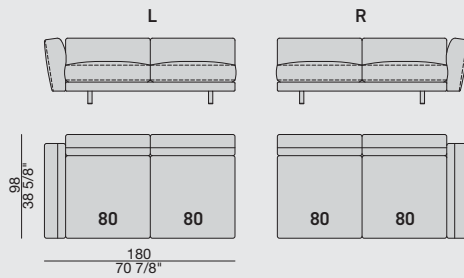
09.0301_01



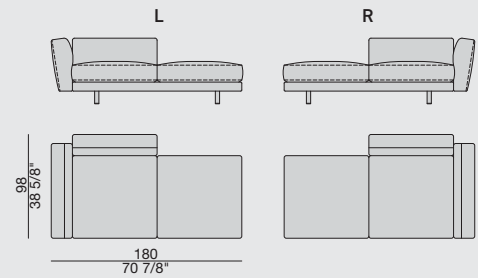
09.0301_02



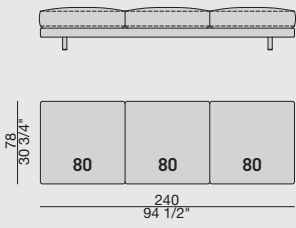
09.0301_03



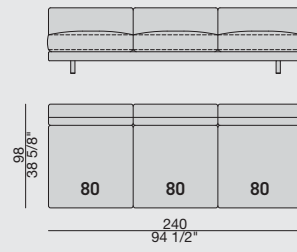
09.0301_04



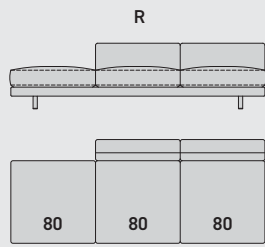
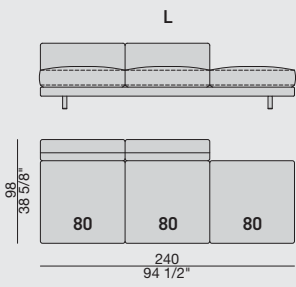
09.0301_05



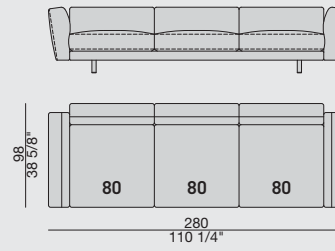
ABACUS BASE 240
09.0302



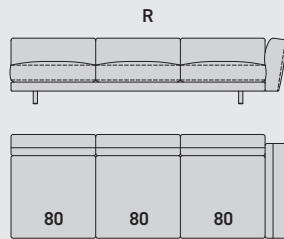
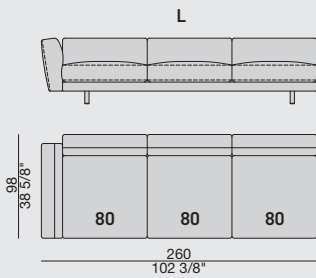
09.0302_01



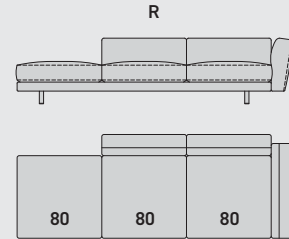
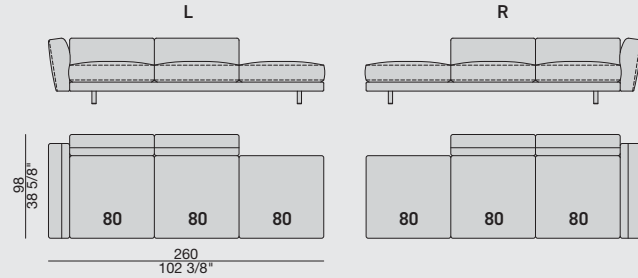
09.0302_02



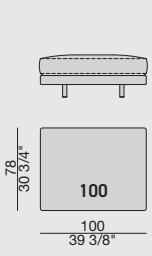
09.0302_03



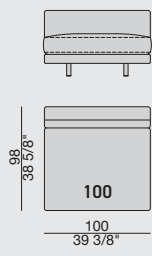
09.0302_04



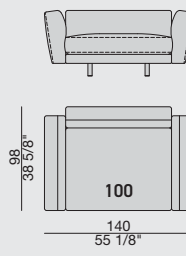
09.0302_05



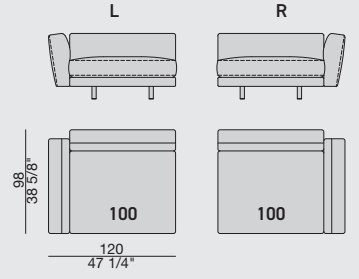
ABACUS BASE 100
09.0303



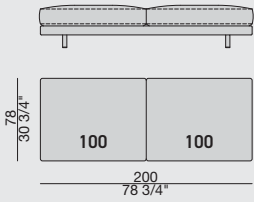
09.0303_01



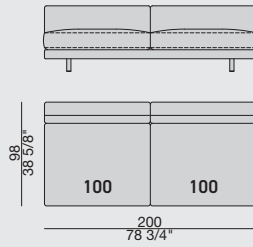
09.0303_02



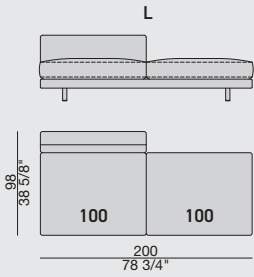
09.0303_03



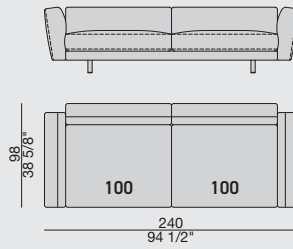
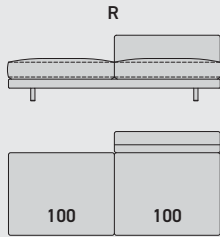
ABACUS BASE 200
09.0304



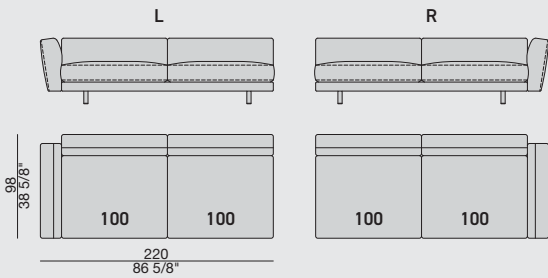
09.0304_01



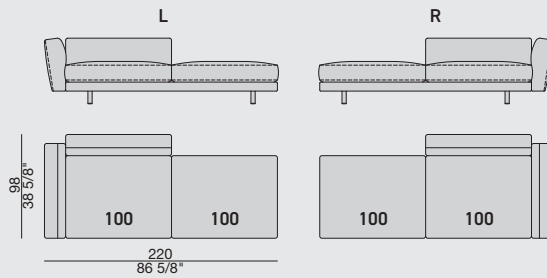
09.0304_02



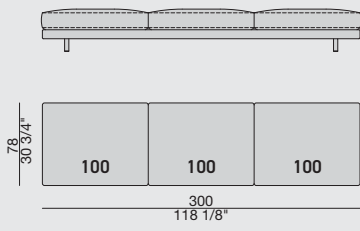
09.0304_03



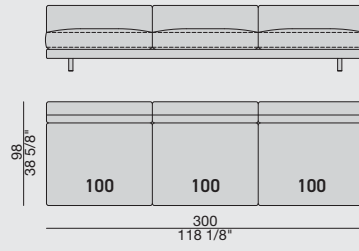
09.0304_04



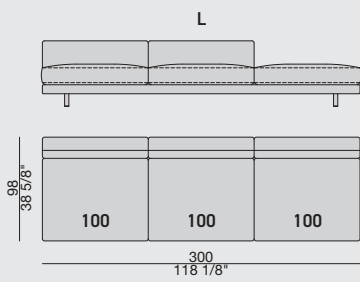
09.0304_05



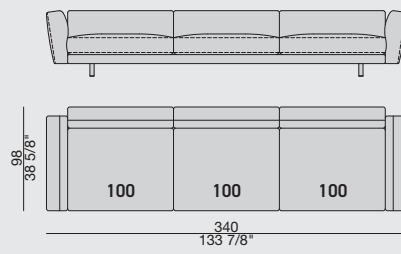
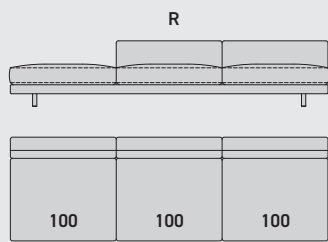
ABACUS BASE 300
09.0305



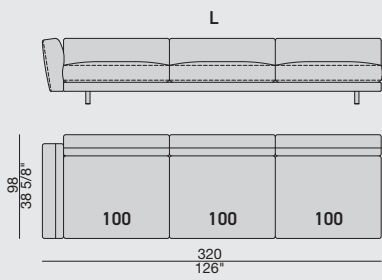
09.0305_01



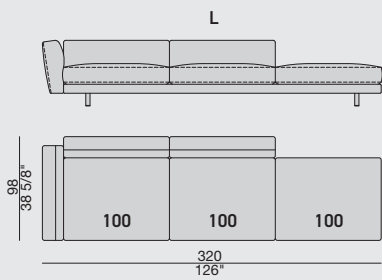
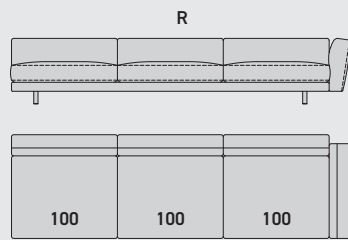
09.0305_02



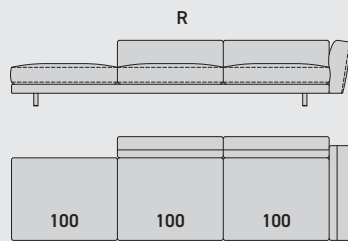
09.0305_03

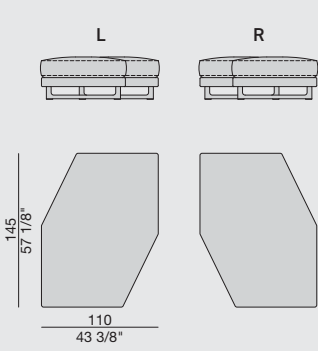


09.0305_04

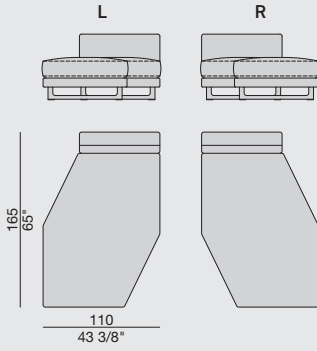


09.0305_05

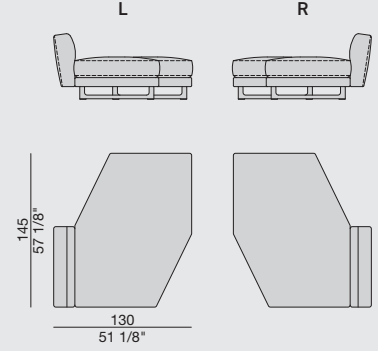




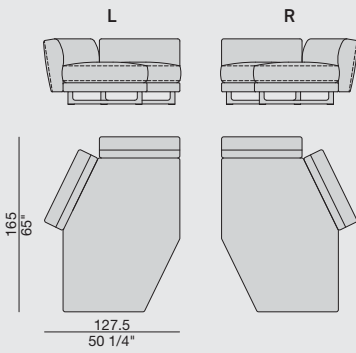
ABACUS CHAISE LONGUE
09.0306



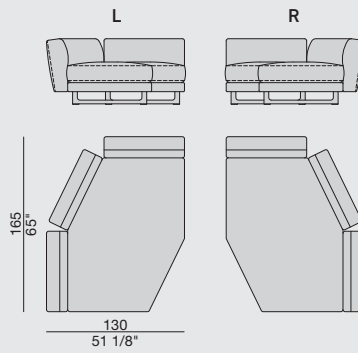
09.0306_01



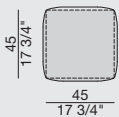
09.0306_02



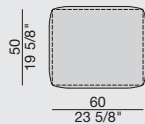
09.0306_03



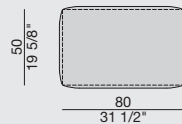
09.0306_04



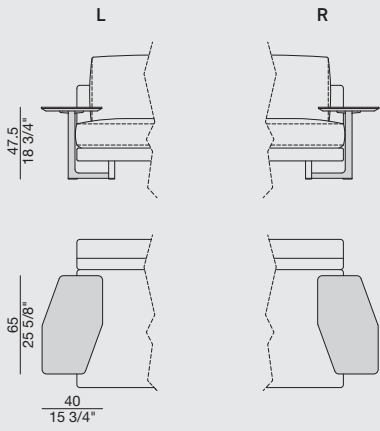
CUSCINO 45 BRACCIOLO/TAVOLINO
09.0312



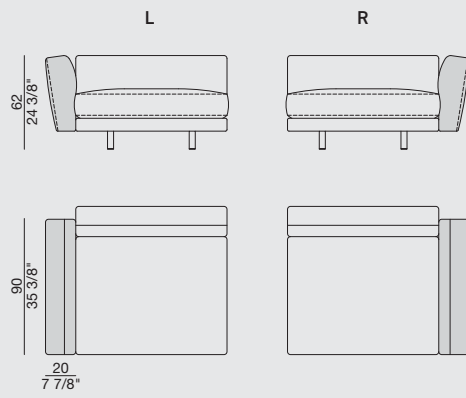
CUSCINO SCHIENALE 60
09.0313



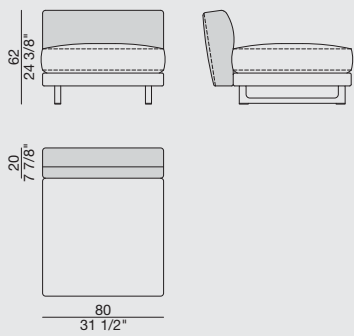
CUSCINO SCHIENALE 80
09.0315



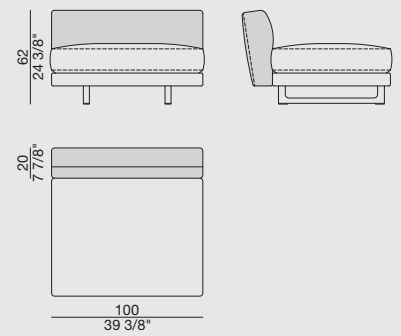
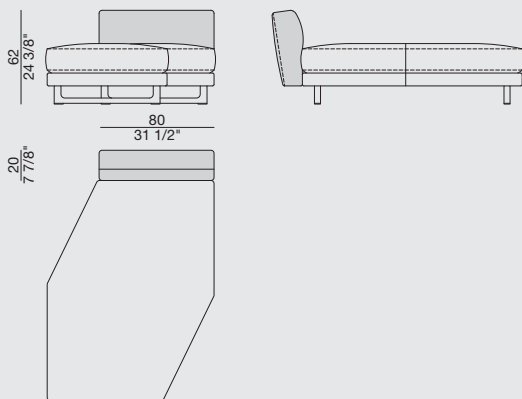
ABACUS TAVOLINO
09.0308



ABACUS BRACCILO*SCHIENALE ANGOLO
09.0307

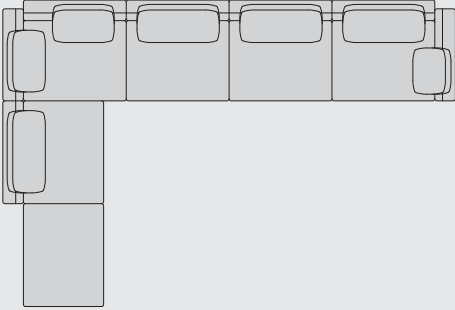


ABACUS SCHIENALE 80
09.0310

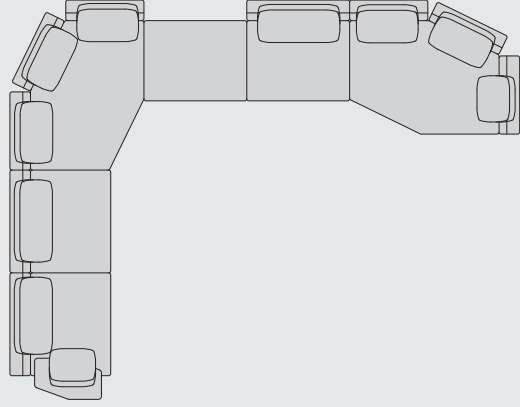


ABACUS SCHIENALE 100
09.0311

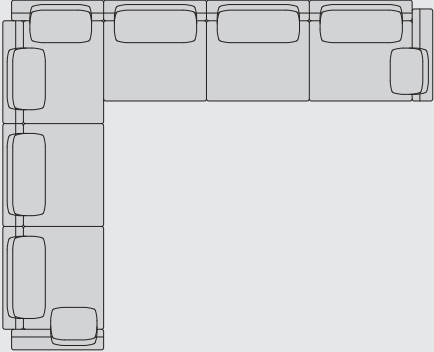
Comp. A
seduta 80 cm. 258x360
seduta 100 cm. 298x440



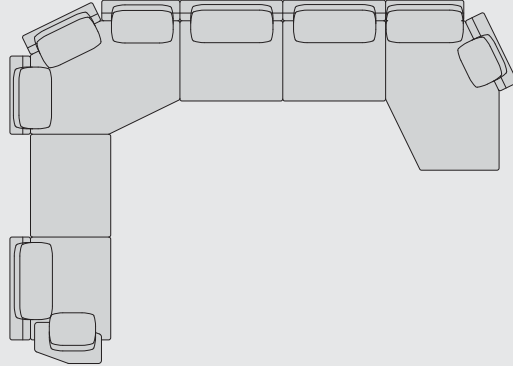
Comp. D
seduta 80 cm. 348x456
seduta 100 cm. 388x496



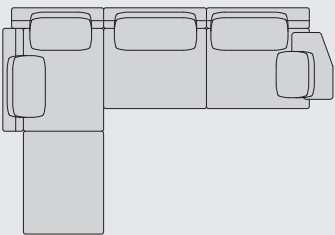
Comp. B
seduta 80 cm. 280x358
seduta 100 cm. 340x418



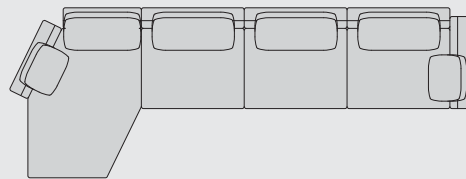
Comp. E
seduta 80 cm. 313x453
seduta 100 cm. 353x493



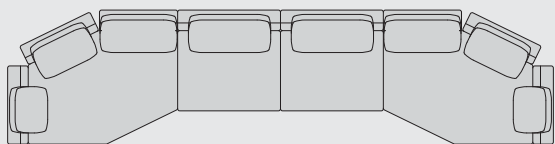
Comp. C
seduta 80 cm. 180x281
seduta 100 cm. 220x321



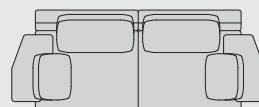
Comp. F
seduta 80 cm. 165x388
seduta 100 cm. 165x448



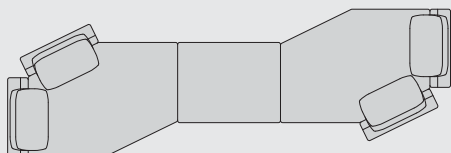
Comp. G
seduta 80 cm. 130x491
seduta 100 cm. 130x531



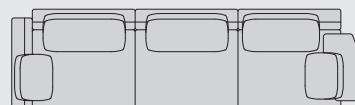
Comp. L
seduta 80 cm. 98x206
seduta 100 cm. 98x246



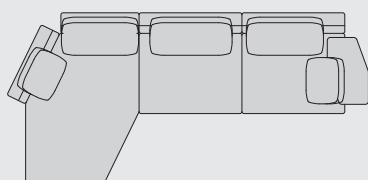
Comp. H
seduta 80 cm. 143x411
seduta 100 cm. 143x431



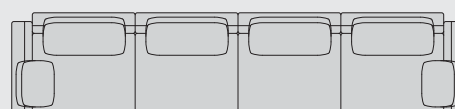
Comp. M
seduta 80 cm. 98x283
seduta 100 cm. 98x343



Comp. I
seduta 80 cm. 165x311
seduta 100 cm. 165x351



Comp. N
seduta 80 cm. 98x360
seduta 100 cm. 98x440



ALAN CRISTALLO

ESSENZA - WOOD

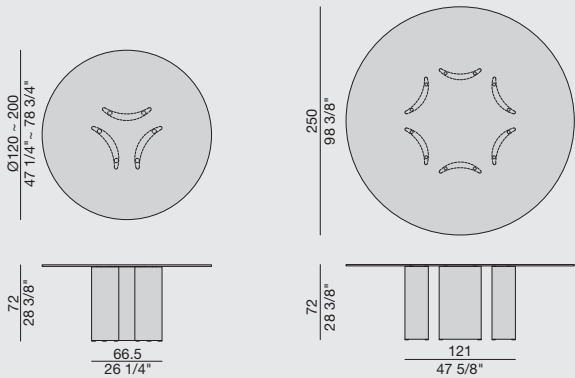
noce canaletta - *canaletta walnut*
 noce canaletta tinto moka - *canaletta walnut moka stained*
 noce canaletta tinto wengé - *canaletta walnut wengé stained*
 laccato opaco poro chiuso - *matt lacquered closed pore*

CRISTALLO - GLASS

trasparente - *clear*

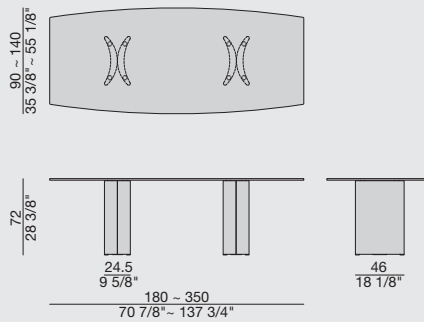
METALLO - METAL

Cromo nero - *black chromed*
 Ottone spazzolato - *brushed brass*

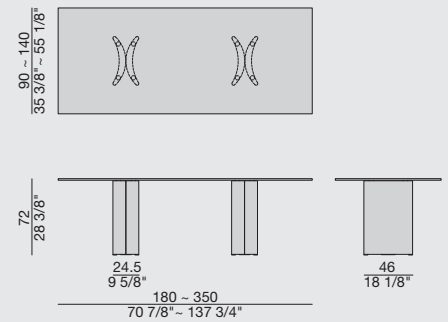


ALAN TONDO 3 GAMBE C

ALAN TONDO 6 GAMBE C



ALAN BOTTE 4 GAMBE C



ALAN RETTANGOLARE 4 GAMBE C

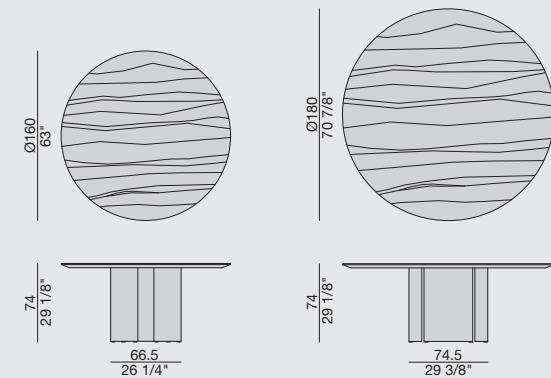
ALAN LEGNO

ESSENZA - WOOD

noce canaletta - *canaletta walnut*
 noce canaletta tinto moka - *canaletta walnut moka stained*
 noce canaletta tinto wengé - *canaletta walnut wengé stained*
 laccato opaco poro chiuso - *matt lacquered closed pore*

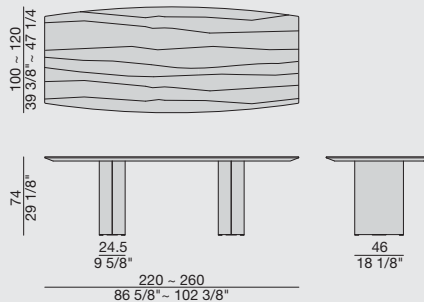
METALLO - METAL

Cromo nero - *black chromed*
 Ottone spazzolato - *brushed brass*



ALAN TONDO 3 GAMBE L

ALAN TONDO 4 GAMBE L



ALAN BOTTE 4 GAMBE L

ALAN MARMO

ESSENZA - WOOD

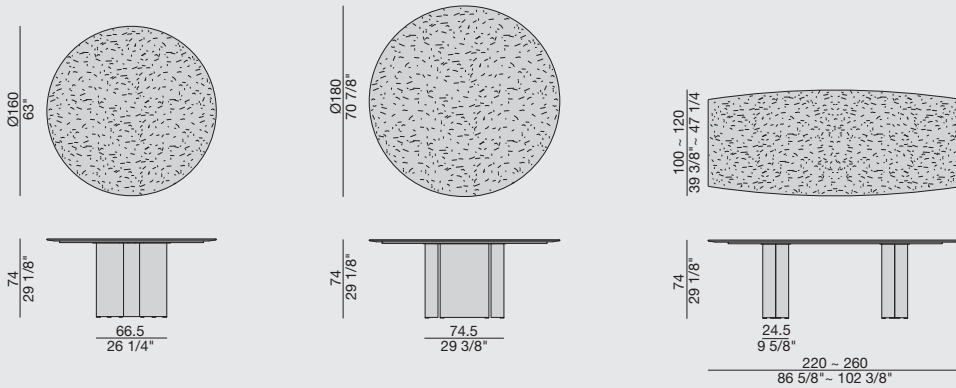
noce canaletta - *canaletta walnut*
 noce canaletta tinto moka - *canaletta walnut moka stained*
 noce canaletta tinto wengé - *canaletta walnut wengé stained*
 laccato opaco poro chiuso - *matt lacquered closed pore*

MARMO - MARBLE

nero Sahara Noir - *black Sahara Noir*
 bianco Calacatta oro - *white Calacatta gold*
 marrone Emperador Dark - *brown Emperador Dark*
 grigio Carnico - *grey Carnico*

METALLO - METAL

cromo nero - *black chromed*
 ottone spazzolato - *brushed brass*



ALAN TONDO 3 GAMBE M

ALAN TONDO 4 GAMBE M

ALAN BOTTE 4 GAMBE M

ALAN ROCK

ESSENZA - WOOD

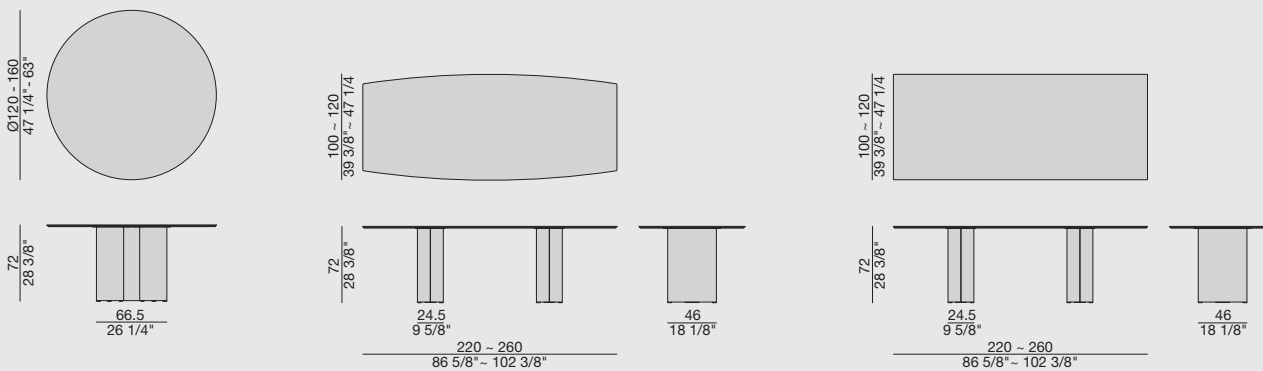
noce canaletta - *canaletta walnut*
 noce canaletta tinto moka - *canaletta walnut moka stained*
 noce canaletta tinto wengé - *canaletta walnut wengé stained*
 laccato opaco poro chiuso - *matt lacquered closed pore*

ROCK

calacatta opaco - *matt calacatta*
 emperador opaco - *matt emperador*
 oxide black opaco - *matt oxide black*

METALLO - METAL

cromo nero - *black chromed*
 ottone spazzolato - *brushed brass*



ALAN TONDO 3 GAMBE ROCK

ALAN BOTTE 4 GAMBE ROCK

ALAN RETTANGOLARE 4 GAMBE ROCK

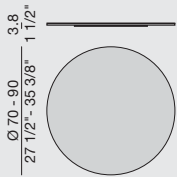
AMBROGIO MARBLE

ESSENZA - WOOD

noce canaletta - *canaletta walnut*
 noce canaletta tinto moka - *canaletta walnut moka stained*
 noce canaletta tinto wengé - *canaletta walnut wengé stained*

MARMO - MARBLE

bianco Calacatta oro - *white Calacatta gold*
 grigio Carnico - *grey Carnico*




ANTIGONE

ESSENZA - WOOD

frassino naturale - *natural ash*
 frassino tinto moka - *ash moka stained*
 frassino tinto noce canaletta - *ash canaletta walnut stained*
 frassino tinto wengé - *ash wengé stained*
 frassino tinto canapa - *ash canapa stained*
 frassino tinto caffè - *ash caffè stained*
 laccato opaco poro aperto - *matt lacquered open pore*

MARMO - MARBLE

nero Sahara Noir - *black Sahara Noir*
 bianco Calacatta oro - *white Calacatta gold*
 marrone Emperador Dark - *brown Emperador Dark*
 grigio Carnico - *grey Carnico*



ANTIGONE h43

ANTIGONE h52

ASTRA

ESSENZA - WOOD

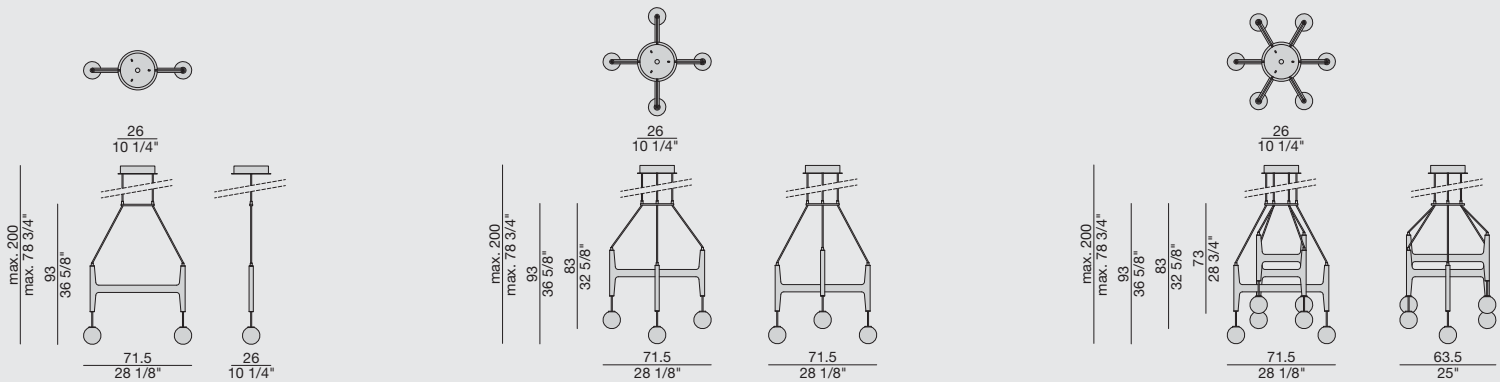
noce canaletta - *canaletta walnut*
 noce canaletta tinto moka - *canaletta walnut moka stained*
 noce canaletta tinto wengé - *canaletta walnut wengé stained*
 laccato opaco poro chiuso - *matt lacquered closed pore*

METALLO - METAL

nero opaco - *black matt*

DIFFUSORE - DIFFUSER

vetro opalino bianco - *white opal glass*



ASTRA 1

ASTRA 2

ASTRA 3

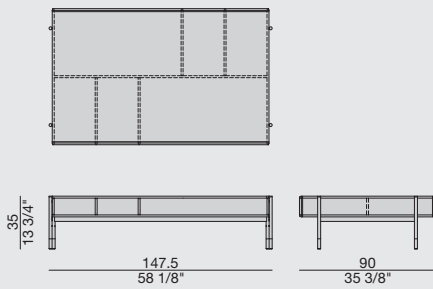
BAYUS TAVOLINO

ESSENZA - WOOD

noce canaletta - *canaletta walnut*
 noce canaletta tinto moka - *canaletta walnut moka stained*
 noce canaletta tinto wengé - *canaletta walnut wengé stained*

METALLO - METAL

bronzoro



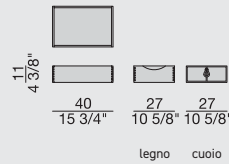
BAYUS CASSETTO

ESSENZA - WOOD

noce canaletta - *canaletta walnut*
 noce canaletta tinto moka - *canaletta walnut moka stained*
 noce canaletta tinto wengé - *canaletta walnut wengé stained*

RIVESTIMENTO - COVER

cuoio



BILBAO 240

ESSENZA - WOOD

noce canaletta - *canaletta walnut*
 noce canaletta tinto moka - *canaletta walnut moka stained*
 noce canaletta tinto wengé - *canaletta walnut wengé stained*

laccato opaco poro chiuso - *matt lacquered closed pore*

ANTA - DOOR

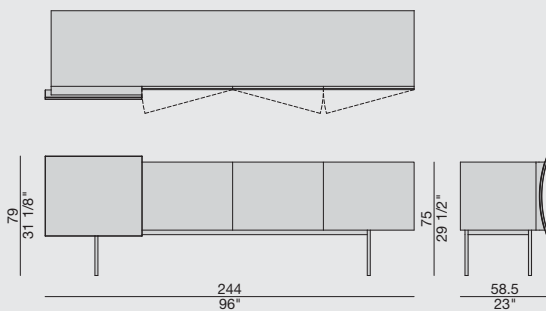
laccato ottone bronzato spazzolato - *brushed bronzed brass lacquered*
 laccato alluminio fuso - *cast aluminium lacquered*
 pelle plus

METALLO - METAL

grigio peltro - *grey pewter*

SPECCHIO - MIRROR

bronzato - *bronzed*



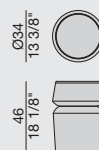
BOUCHON MARMO

ESSENZA - WOOD

noce canaletta - *canaletta walnut*
 noce canaletta tinto moka - *canaletta walnut moka stained*
 noce canaletta tinto wengé - *canaletta walnut wengé stained*

MARMO - MARBLE

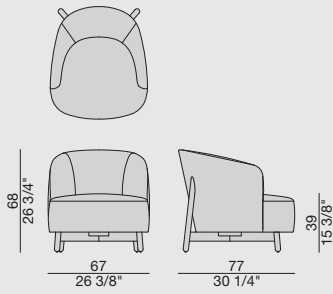
bianco Calacatta oro - *white Calacatta gold*
 marrone Emperador Dark - *brown Emperador Dark*
 grigio Carnico - *grey Carnico*



COPINE STEEL

METALLO - METAL

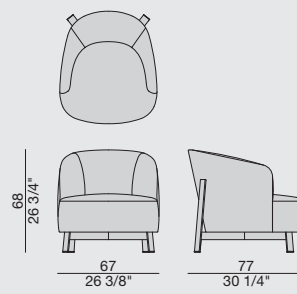
ottone bronzato spazzolato - *brushed bronzed brass*
 nichel nero - *black nickel*



COPINE WOOD

ESSENZA - WOOD

noce canaletta - *canaletta walnut*
 noce canaletta tinto moka - *canaletta walnut moka stained*
 noce canaletta tinto wengé - *canaletta walnut wengé stained*
 laccato opaco poro chiuso - *matt lacquered closed pore*



EKERO OVAL

ESSENZA - WOOD

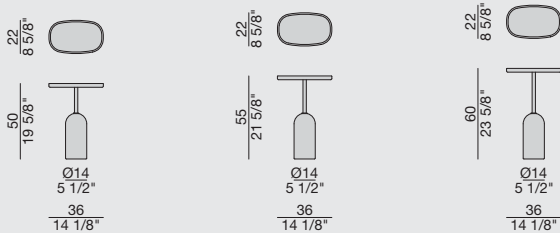
noce canaletta - *canaletta walnut*
 noce canaletta tinto moka - *canaletta walnut moka stained*
 noce canaletta tinto wengé - *canaletta walnut wengé stained*
 laccato opaco poro chiuso - *matt lacquered closed pore*

MARMO - MARBLE

bianco Carrara - *white Carrara*
 grigio Carnico - *grey Carnico*

METALLO - METAL

nero opaco - *black matt*



EKERO OVAL h50

EKERO OVAL h55

EKERO OVAL h60

EKERO ROUND

ESSENZA - WOOD

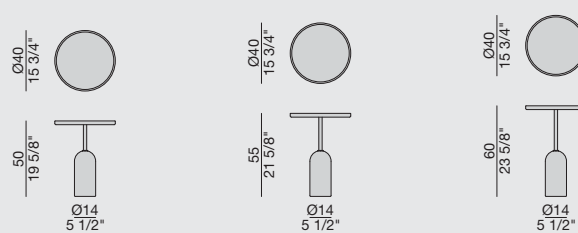
noce canaletta - *canaletta walnut*
 noce canaletta tinto moka - *canaletta walnut moka stained*
 noce canaletta tinto wengé - *canaletta walnut wengé stained*
 laccato opaco poro chiuso - *matt lacquered closed pore*

MARMO - MARBLE

bianco Carrara - *white Carrara*
 grigio Carnico - *grey Carnico*

METALLO - METAL

nero opaco - *black matt*



EKERO ROUND h50

EKERO ROUND h55

EKERO ROUND h60

EKERO SQUARE

ESSENZA - WOOD

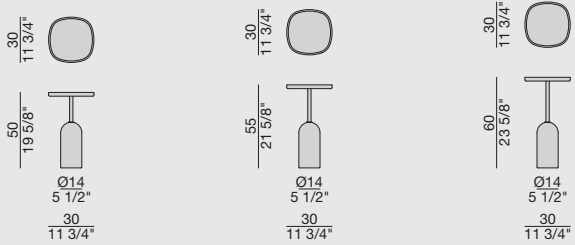
noce canaletta - *canaletta walnut*
 noce canaletta tinto moka - *canaletta walnut moka stained*
 noce canaletta tinto wengé - *canaletta walnut wengé stained*
 laccato opaco poro chiuso - *matt lacquered closed pore*

MARMO - MARBLE

bianco Carrara - *white Carrara*
 grigio Carnico - *grey Carnico*

METALLO - METAL

nero opaco - *black matt*



EKERO SQUARE h50

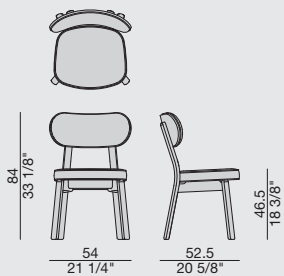
EKERO SQUARE h55

EKERO SQUARE h60

EVELIN

ESSENZA - WOOD

frassino naturale - *natural ash*
 frassino tinto moka - *ash moka stained*
 frassino tinto noce canaletta - *ash canaletta walnut stained*
 frassino tinto wengé - *ash wengé stained*
 frassino tinto canapa - *ash canapa stained*
 frassino tinto caffè - *ash caffè stained*
 laccato opaco poro aperto - *matt lacquered open pore*



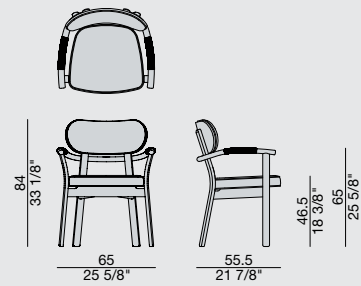
EVELIN CON BRACCIOLI

ESSENZA - WOOD

frassino naturale - *natural ash*
 frassino tinto moka - *ash moka stained*
 frassino tinto noce canaletta - *ash canaletta walnut stained*
 frassino tinto wengé - *ash wengé stained*
 frassino tinto canapa - *ash canapa stained*
 frassino tinto caffè - *ash caffè stained*
 laccato opaco poro aperto - *matt lacquered open pore*

CORDONCINO - CORD

cuoio naturale
 cuoio testa di moro



JELLY MARMO

ESSENZA - WOOD

noce canaletta - *canaletta walnut*

noce canaletta tinto wengé - *canaletta walnut wengé stained*

METALLO - METAL

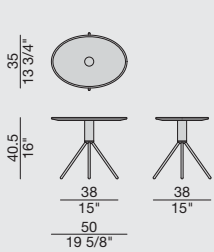
Cromo nero - *black chromed*

Ottone spazzolato - *brushed brass*

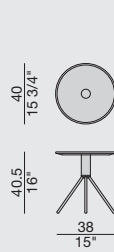
MARMO - MARBLE

Bianco Calacatta oro - *white Calacatta gold*

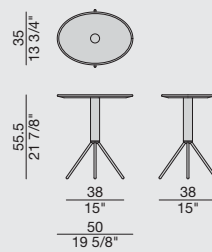
Grigio Carnico - *grey Carnico*



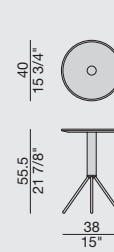
JELLY MARMO h40 OVALE



JELLY MARMO h40 TONDO



JELLY MARMO h55 OVALE



JELLY MARMO h55 TONDO

JET

ESSENZA - WOOD

noce canaletta - *canaletta walnut*

noce canaletta tinto moka - *canaletta walnut moka stained*

noce canaletta tinto wengé - *canaletta walnut wengé stained*

PIANO - TOP

noce canaletta - *canaletta walnut*

noce canaletta tinto moka - *canaletta walnut moka stained*

noce canaletta tinto wengé - *canaletta walnut wengé stained*

laccato brillante argilla - *shiny argilla lacquered*

laccato brillante avio - *shiny avio lacquered*

laccato brillante granata - *shiny granata lacquered*

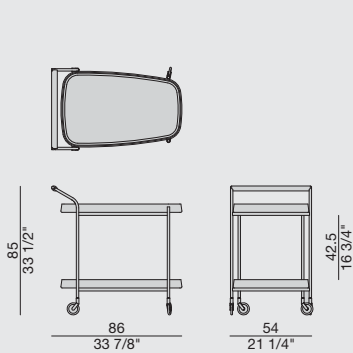
laccato brillante iron - *shiny iron lacquered*

laccato brillante pistacchio - *shiny pistacchio lacquered*

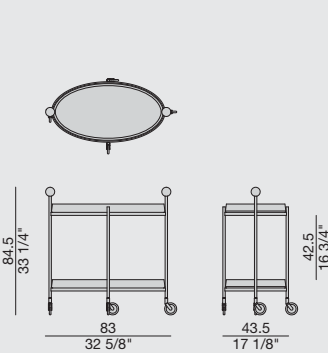
intarsio microrighe - *micro strip inlay*

METALLO - METAL

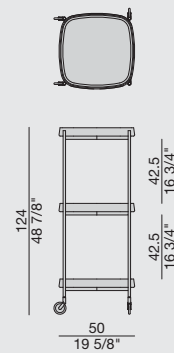
nero opaco - *black matt*



JET 1



JET 2



JET 4

JOK MARMO

ESSENZA - WOOD

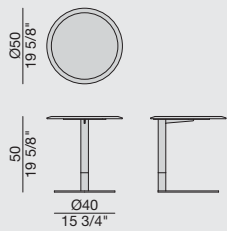
noce canaletta - *canaletta walnut*
 noce canaletta tinto moka - *canaletta walnut moka stained*
 noce canaletta tinto wengé - *canaletta walnut wengé stained*
 laccato opaco poro chiuso - *matt lacquered closed pore*

METALLO - METAL

Cromo nero - *black chromed*
 ottone spazzolato - *brushed brass*

MARMO - MARBLE

nero Sahara Noir - *black Sahara Noir*
 bianco Calacatta oro - *white Calacatta gold*
 grigio Carnico - *grey Carnico*



JUPITER

ESSENZA - WOOD

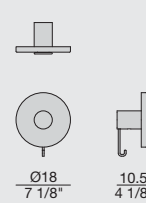
noce canaletta - *canaletta walnut*
 noce canaletta tinto wengé - *canaletta walnut wengé stained*

METALLO - METAL

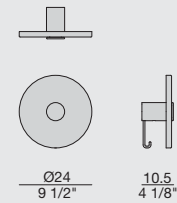
Cromo nero - *black chromed*
 ottone spazzolato - *brushed brass*

CRISTALLO - GLASS

vetro fuso naturale - *clear cast glass*
 vetro fuso fumé - *smoked cast glass*
 vetro fuso ruggine - *rust cast glass*
 vetro fuso blu - *blue cast glass*



JUPITER 18



JUPITER 24

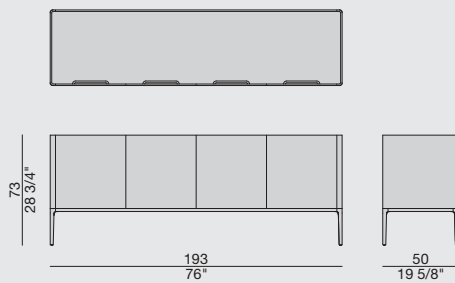
KANTO

ESSENZA - WOOD

noce canaletta - *canaletta walnut*
 frassino naturale - *natural ash*
 frassino tinto moka - *ash moka stained*
 frassino tinto noce canaletta - *ash canaletta walnut stained*
 frassino tinto wengé - *ash wengé stained*
 frassino tinto canapa - *ash canapa stained*
 frassino tinto caffè - *ash caffè stained*

METALLO - METAL

nero opaco - *black matt*



QUADRIFOGLIO BISTROT h105

ESSENZA - WOOD

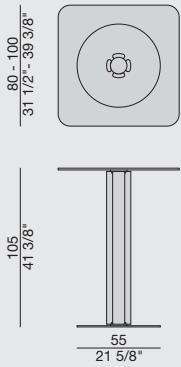
noce canaletta - *canaletta walnut*
 noce canaletta tinto moka - *canaletta walnut moka stained*
 noce canaletta tinto wengé - *canaletta walnut wengé stained*
 laccato opaco poro chiuso - *matt lacquered closed pore*
 frassino naturale - *natural ash*
 frassino tinto moka - *ash moka stained*
 frassino tinto noce canaletta - *ash canaletta walnut stained*
 frassino tinto wengé - *ash wengé stained*
 frassino tinto canapa - *ash canapa stained*
 frassino tinto caffè - *ash caffè stained*
 laccato opaco poro aperto - *matt lacquered open pore*

METALLO - METAL

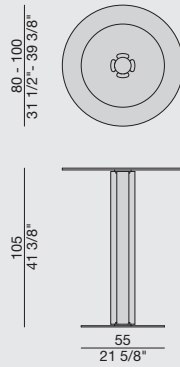
bronzoro

CRISTALLO - GLASS

trasparente - *clear*



QUADRIFOGLIO BISTROT h105 QUADRATO



QUADRIFOGLIO BISTROT h105 TONDO

QUADRIFOGLIO TAVOLINO h45

ESSENZA - WOOD

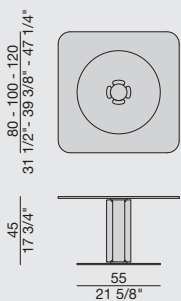
noce canaletta - *canaletta walnut*
 noce canaletta tinto moka - *canaletta walnut moka stained*
 noce canaletta tinto wengé - *canaletta walnut wengé stained*
 laccato opaco poro chiuso - *matt lacquered closed pore*
 frassino naturale - *natural ash*
 frassino tinto moka - *ash moka stained*
 frassino tinto noce canaletta - *ash canaletta walnut stained*
 frassino tinto wengé - *ash wengé stained*
 frassino tinto canapa - *ash canapa stained*
 frassino tinto caffè - *ash caffè stained*
 laccato opaco poro aperto - *matt lacquered open pore*

METALLO - METAL

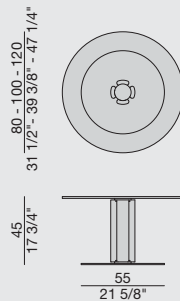
bronzoro

CRISTALLO - GLASS

trasparente - *clear*



QUADRIFOGLIO TAVOLINO h45 QUADRATO

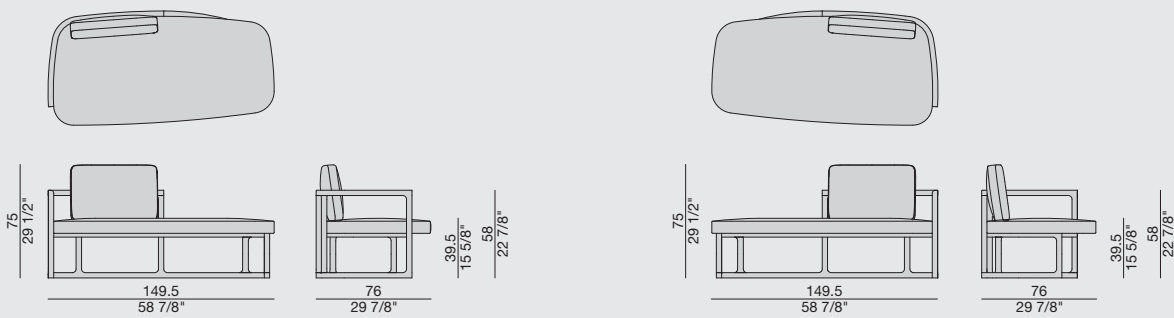


QUADRIFOGLIO TAVOLINO h45 TONDO

ROMAIN

ESSENZA - WOOD

frassino naturale - *natural ash*
 frassino tinto moka - *ash moka stained*
 frassino tinto noce canaletta - *ash canaletta walnut stained*
 frassino tinto wengé - *ash wengé stained*
 frassino tinto canapa - *ash canapa stained*
 frassino tinto caffè - *ash caffè stained*
 laccato opaco poro aperto - *matt lacquered open pore*



ROMAIN L

ROMAIN R

SHIBUMI TONDO

ESSENZA - WOOD

frassino naturale - *natural ash*
 frassino tinto moka - *ash moka stained*
 frassino tinto noce canaletta - *ash canaletta walnut stained*
 frassino tinto wengé - *ash wengé stained*
 frassino tinto canapa - *ash canapa stained*
 frassino tinto caffè - *ash caffè stained*
 laccato opaco poro aperto - *matt lacquered open pore*

METALLO - METAL

bronzoro

SHIBUMI TONDO MARMO

ESSENZA - WOOD

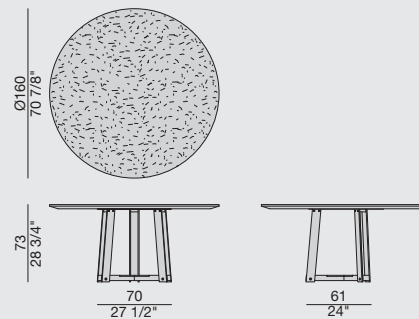
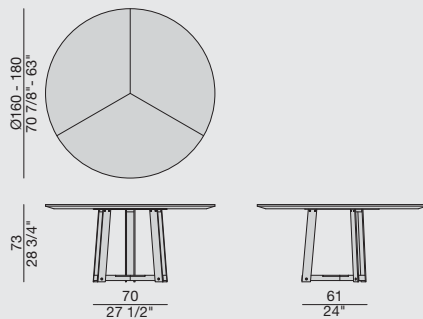
frassino naturale - *natural ash*
 frassino tinto moka - *ash moka stained*
 frassino tinto noce canaletta - *ash canaletta walnut stained*
 frassino tinto wengé - *ash wengé stained*
 frassino tinto canapa - *ash canapa stained*
 frassino tinto caffè - *ash caffè stained*
 laccato opaco poro aperto - *matt lacquered open pore*

METALLO - METAL

bronzoro

MARMO - MARBLE

nero Sahara Noir - *black Sahara Noir*
 bianco Calacatta oro - *white Calacatta gold*
 marrone Emperador Dark - *brown Emperador Dark*
 grigio Carnico - *grey Carnico*



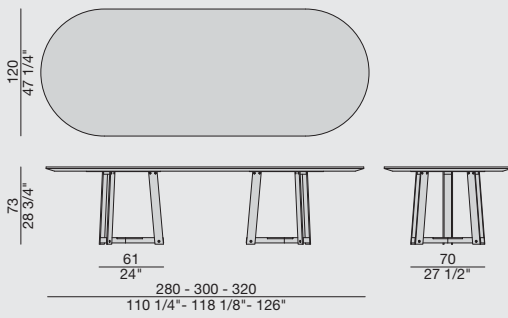
SHIBUMI OVALE

ESSENZA - WOOD

- frassino naturale - *natural ash*
- frassino tinto moka - *ash moka stained*
- frassino tinto noce canaletta - *ash canaletta walnut stained*
- frassino tinto wengé - *ash wengé stained*
- frassino tinto canapa - *ash canapa stained*
- frassino tinto caffè - *ash caffè stained*
- laccato opaco poro aperto - *matt lacquered open pore*

METALLO - METAL

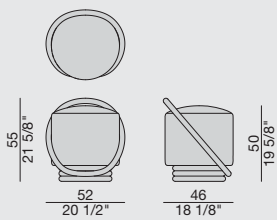
- bronzoro



SMILE

ESSENZA - WOOD

- frassino naturale - *natural ash*
- frassino tinto moka - *ash moka stained*
- frassino tinto noce canaletta - *ash canaletta walnut stained*
- frassino tinto wengé - *ash wengé stained*
- frassino tinto canapa - *ash canapa stained*
- frassino tinto caffè - *ash caffè stained*
- laccato opaco poro aperto - *matt lacquered open pore*



SOFTBAY

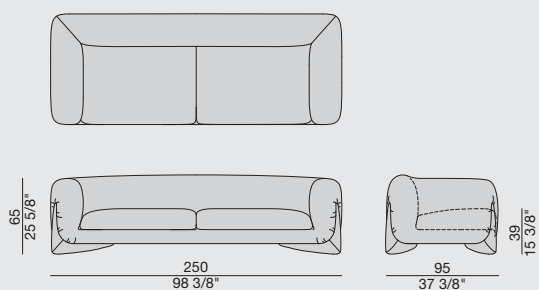
ESSENZA - WOOD

noce canaletta - *canaletta walnut*

noce canaletta tinto moka - *canaletta walnut moka stained*

noce canaletta tinto wengé - *canaletta walnut wengé stained*

laccato opaco poro chiuso - *matt lacquered closed pore*



SVEVA STOOL

ESSENZA - WOOD

frassino naturale - *natural ash*

frassino tinto moka - *ash moka stained*

frassino tinto noce canaletta - *ash canaletta walnut stained*

frassino tinto wengé - *ash wengé stained*

frassino tinto canapa - *ash canapa stained*

frassino tinto caffè - *ash caffè stained*

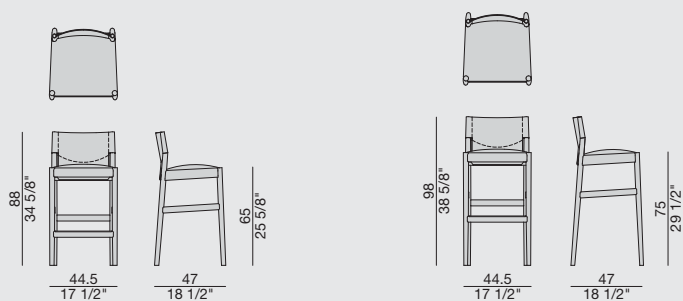
laccato opaco poro aperto - *matt lacquered open pore*

SCHIENALE - BACKREST

cuoietto

METALLO - METAL

acciaio inox spazzolato - *brushed stainless steel*



SVEVA STOOL h65

SVEVA STOOL h75

MATERIALI
MATERIALS

Per motivi tecnici non è possibile garantire la stessa tonalità di colore tra una fornitura e l'altra. I colori riprodotti in queste pagine sono indicativi.

—

Due to technical reasons it is not possible to guarantee the same tone between deliveries. The colours shown in the following pages are only indicative.

—

Aus technischen Gründen können wir bei verschiedenen Lieferungen einen identischen Farbton nicht gewährleisten. Die in den folgenden seiten angegebenen farben können geringfügig von dem Originalton der Farb kollektion abweichen.

—

Pour des raisons techniques il n'est pas possible de garantir la même couleur d'une livraison à l'autre. Les coloris présentés dans les pages suivantes sont indicatifs.

—

Por motivos técnicos no es posible asegurar el mismo tono entre dos entregas diferentes. Los colores representados en las siguientes páginas son indicativos.

**ESSENZA
WOOD**

porada twenty



NOCE CANALETTA
CANALETTA WALNUT



FRASSINO NATURALE
NATURAL ASH



FRASSINO TINTO CANAPA
ASH CANAPA STAINED




NOCE CANALETTA TINTO MOKA
CANALETTA WALNUT MOKA STAINED



FRASSINO TINTO NOCE CANALETTA
ASH CANALETTA WALNUT STAINED



FRASSINO TINTO CAFFÈ
ASH CAFFÈ STAINED



NOCE CANALETTA TINTO WENGÈ
CANALETTA WALNUT WENGÈ STAINED



FRASSINO TINTO MOKA
ASH MOKA STAINED



FRASSINO TINTO WENGÈ
ASH WENGÈ STAINED



ROVERE SPESSART
OAK SPESSART

**LACCATO OPACO
PORO APERTO
OPAQUE LACQUERED
OPEN PORE**

**LACCATO OPACO
PORO CHIUSO
OPAQUE LACQUERED
CLOSED PORE**

**LACCATO BRILLANTE
SHINY LACQUERED**

**FOGLIA
LEAF**



BIANCO
WHITE RAL 9016



BIANCO
WHITE RAL 9016



BIANCO
WHITE RAL 9016



ARGENTO
SILVER



NERO
BLACK RAL 9005



NERO
BLACK RAL 9005



NERO
BLACK RAL 9005



ORO
GOLDEN



CIOCCOLATO
CHOCOLATE RAL 8019



CIOCCOLATO
CHOCOLATE RAL 8019




CIOCCOLATO
CHOCOLATE RAL 8019



IRON
IRON RAL 7011



IRON
IRON RAL 7011



IRON
IRON RAL 7011



AVORIO
IVORY RAL 1013



AVORIO
IVORY RAL 1013



AVORIO
IVORY RAL 1013



ARGILLA
ARGILLA RAL 7006



ARGILLA
ARGILLA RAL 7006



ARGILLA
ARGILLA RAL 7006



GRANATA
GRANATA NCS S 4050 Y90R



GRANATA
GRANATA NCS S 4050 Y90R



GRANATA
GRANATA NCS S 4050 Y90R



PISTACCHIO
PISTACCHIO PANTONE 5825



PISTACCHIO
PISTACCHIO PANTONE 5825



PISTACCHIO
PISTACCHIO PANTONE 5825



AVIO
AVIO PANTONE 5415



AVIO
AVIO PANTONE 5415



AVIO
AVIO PANTONE 5415

METALLO METAL



ANTRACITE SPAZZOLATO
BRUSHED ANTHRACITE



BIANCO OPACO
WHITE MATT



BRONZORO



CROMATO
CHROME PLATED



CROMO NERO
BLACK CHROMED



GRIGIO PELTRO
GREY PEWTER



NERO OPACO
BLACK MATT



OTTONE BRONZATO SPAZZOLATO
BRUSHED BRONZE BRASS



OTTONE SPAZZOLATO
BRUSHED BRASS



RAME
COPPER

SPECCHIO MIRROR



NATURALE
CLEAR



FUMÈ
SMOKED


**CRISTALLO
GLASS**




TRASPARENTE
CLEAR



FUMÈ
SMOKED



LACCATO BIANCO
WHITE LACQUERED



LACCATO NERO
BLACK LACQUERED



LACCATO IRON
IRON LACQUERED



LACCATO ARGILLA
ARGILLA LACQUERED



LACCATO GRANATA
GRANATA LACQUERED




EXTRACHIARO TRASPARENTE ROSA
CLEAR EXTRALIGHT PINK



EXTRACHIARO TRASPARENTE GRANATA
CLEAR EXTRALIGHT GRANATA

**CRISTALLO ACIDATO
RETROVERNICIATO
BACK-PAINTED
FROSTED GLASS**




EXTRACHIARO LACCATO BIANCO
EXTRALIGHT WHITE LACQUERED



LACCATO NERO
BLACK LACQUERED



EXTRACHIARO LACCATO IRON
EXTRALIGHT IRON LACQUERED



EXTRACHIARO LACCATO ARGILLA
EXTRALIGHT ARGILLA LACQUERED



EXTRACHIARO LACCATO GRANATA
EXTRALIGHT GRANATA LACQUERED

**VETRO FUSO
CAST GLASS**



NATURALE
CLEAR




FUMÈ
SMOKED



RUGGINE
RUGGINE



BLU
BLUE



VERDE
GREEN

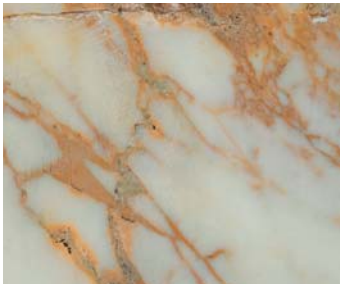
**MARMO BIANCO
CALACATTA ORO
MARBLE WHITE
CALACATTA GOLD**



VENATURA ECCESSIVA
HIGHLY MARKED VEIN



VENATURA SCARSA
LOW MARKED VEIN



VENATURA ROSSA
RED SHADED VEIN



VENATURA VERDE
GREEN SHADED VEIN



VENATURA GRIGIA
GREY VEIN



PRESENZA DI PIETRE GRIGIE
PRESENCE GREY STONES




ALTRI ESEMPI
OTHER EXAMPLES




ALTRI ESEMPI
OTHER EXAMPLES


**MARMO MARRONE
EMPERADOR DARK
MARBLE BROWN
EMPERADOR DARK**




VENATURA ECCESSIVA
HIGHLY MARKED VEIN



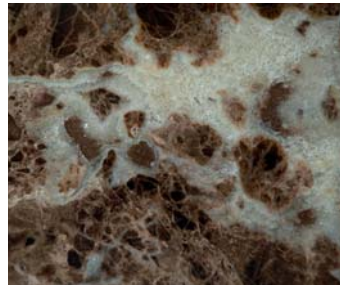
VENATURA SCARSA
LOW MARKED VEIN




TRACCE DI ARGILLA ROSSA
TRACES OF RED CLAY



CONCETRAZIONE DI SASSOLINI
HIGH CONCENTRATION OF SMALL STONES



PRESENZA DI PIETRE GRIGIE
PRESENCE OF GREY STONES



ALTRI ESEMPI
OTHER EXAMPLES



ALTRI ESEMPI
OTHER EXAMPLES



ALTRI ESEMPI
OTHER EXAMPLES

**MARMO NERO
SAHARA NOIR
MARBLE BLACK
SAHARA NOIR**



VENATURA ECCESSIVA
HIGHLY MARKED VEIN



VENATURA SCARSA
LOW MARKED VEIN



ESEMPIO DI VENATURA
VEIN DETAIL



ESEMPIO DI VENATURA
VEIN DETAIL



ALTRI ESEMPI
OTHER EXAMPLES



ALTRI ESEMPI
OTHER EXAMPLES




ALTRI ESEMPI
OTHER EXAMPLES



ALTRI ESEMPI
OTHER EXAMPLES

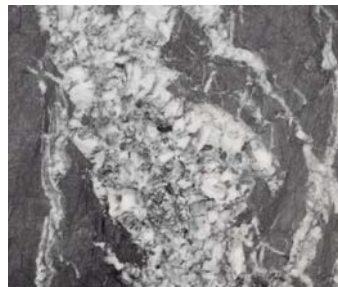
**MARMO GRIGIO
CARNICO
MARBLE GREY
CARNICO**



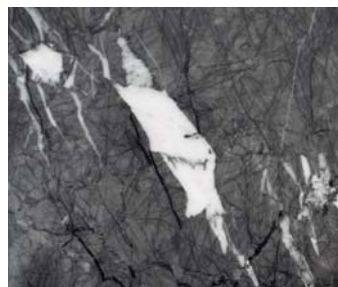
VENATURA ECCESSIVA
HIGHLY MARKED VEIN



VENATURA SCARSA
LOW MARKED VEIN



ALTRI ESEMPI
OTHER EXAMPLES



ALTRI ESEMPI
OTHER EXAMPLES

**MARMO BIANCO
CARRARA
MARBLE WHITE
CARRARA**



VENATURA ECCESSIVA
HIGHLY MARKED VEIN



VENATURA SCARSA
LOW MARKED VEIN



ALTRI ESEMPI
OTHER EXAMPLES



ALTRI ESEMPI
OTHER EXAMPLES

ROCK OXIDE BLACK OPACO
ROCK MATT OXIDE BLACK

Porcellana laminata ottenuta per macinazione ad umido di materie prime argillose, rocce granitiche e metamorfiche, a componente feldspatica e pigmenti ceramici. Compattata da speciale formatura in compatter e sinterizzazione a 1200°C, con cottura a gas. Rock resiste al contatto prolungato con le principali macchie ostinate presenti in cucina quali vino, caffè, olio d'oliva, limone, senza alterazioni permanenti di colore o brillantezza.

Laminated porcelain obtained by wet-grinding clay, granite and metamorphic rock raw materials together with a feldspar component and ceramic pigments.

Specially shaped in a compactor and sintered at 1200°C, with gas firing. Rock is not affected by prolonged contact with products commonly found in the kitchen that can cause staining, such as wine, coffee, olive oil or lemon juice, and its colour or shine will not be affected permanently.



Ripresa grafica della lastra intera (324 x 162 cm.) da noi utilizzata.
Image of the whole sheet (324 x 162 cm.) we use.

ROCK CALACATTA OPACO
ROCK MATT CALACATTA



Riprese grafiche delle lastre intere (324 x 162 cm.) da noi utilizzate.
Non è possibile la selezione della lastra da parte del cliente.
Image of the whole sheet (324 x 162 cm.) we use.
Customer can not select the sheet to be used.

ROCK EMPERADOR OPACO ROCK MATT EMPERADOR

Porcellana laminata ottenuta per macinazione ad umido di materie prime argillose, rocce granitiche e metamorfiche, a componente feldspatica e pigmenti ceramici. Compattata da speciale formatura in compatter e sinterizzazione a 1200°C, con cottura a gas. Rock resiste al contatto prolungato con le principali macchie ostinate presenti in cucina quali vino, caffè, olio d'oliva, limone, senza alterazioni permanenti di colore o brillantezza.

Laminated porcelain obtained by wet-grinding clay, granite and metamorphic rock raw materials together with a feldspar component and ceramic pigments.

Specially shaped in a compactor and sintered at 1200°C, with gas firing. Rock is not affected by prolonged contact with products commonly found in the kitchen that can cause staining, such as wine, coffee, olive oil or lemon juice, and its colour or shine will not be affected permanently.

porada twenty



Riprese grafiche delle lastre intere (324 x 162 cm.) da noi utilizzate.
Non è possibile la selezione della lastra da parte del cliente.
*Image of the whole sheet (324 x 162 cm.) we use.
Customer can not select the sheet to be used.*




CUOIO

CUOINETTO

NABUK

porada twenty



BIANCO



BIANCO



2136



2115



NERO



NERO



2107



2118



FOCA



FOCA



2103



2117



GRIGIO SCURO



GRIGIO SCURO



2114



2133



CORDA



CORDA



2130



2108



SABBIA



SABBIA



2101



2116



NATURALE



NATURALE



INVECCHIATO



INVECCHIATO



TESTA DI MORO



TESTA DI MORO



ROSSO BULGARO



ROSSO BULGARO

cat. **LUX**

pellame	bovino europeo
raw material	eupean bovine leather
concia	al cromo
tannage	chrome tanning
tintura	all'anilina
dyeing	aniline dyed
rifnizione	all'anilina
finish	aniline

PELLE PLUS



18



58



53



69



09



31



68



64



46



35



29



33



45



40



25



30



49



57



56



28




17



51



26



14



47



48



38



61

cat. PLUS

pellame	bovino europeo
<i>raw material</i>	<i>European cattle skins</i>
concia	al cromo
<i>tannage</i>	<i>chrome tanning</i>
tintura	all'anilina
<i>dyeing</i>	<i>aniline dyed</i>
tipologia	pieno fore
<i>leather type</i>	<i>full grain</i>

PELLE EXTRA

porada twenty



L655



L603



L646



L657



L604



1187



L643



L619



1147



L644



L628



1216



1631



1131



L648



L621



1607



L660




L653



1647




L623



L650




L629



L622



L601



1626



L635



1627

cat. **EXTRA**

pellame	bovino europeo
raw material	eupean bovine hide
concia	al cromo
tannage	chrome tanning
tintura	all'anilina
dyeing	aniline dyed
tipologia	fiore corretto
leather type	top grain

PELLE



D93



D85



D50



D51



D87



D24



D63



D21



D89



D62



D71



D74



D26



D75



D16



D43



D13




D17



D33



D80



D31



D79



D61



D10



D70



D95



D28



D92

cat. PELLE

pellame	bovino europeo
raw material	European bovine hide
concia	al cromo
tannage	chrome tanning
tintura	all'anilina
dyeing	aniline dyed
tipologia	fiore corretto
leather type	top grain

HOUND

BOUCLAGE

MILORD

porada twenty



01



02



03



05



08



09



07



04



01/1



01/2



05/10



07/11



07/24



98/18



09/23



98/20



02/22



09/12



98/16



98/21



01



02



57



36



10



05



06



07



29



30



37



18



22



17



23



32



34



15

cat. A

59%CO - 30%PL - 6%PC - 3%VI - 1%PA - 1%AF

FONDO *GROUND*
43%PL - 41%CO - 8%PC - 4%VI - 2%PA - 2%AF
PELO *PILE*
100% CO



cat. B

34%VI - 33%PC - 17%WO - 8%PL - 4%LI - 4%CO



cat. B

63% PL - 37% CO



MOTLEY



217



317



517



817



211



311



511



811



224



324



524



824



200



300



500



800

cat. **B**

34% CO - 48% LI - 10% PC - 8% AF

34% CO - 48% LI - 10% PC - 8% AF

34% CO - 48% LI - 10% PC - 8% AF

75% CO - 14% PC - 11% AF



RABAT


L1454

L1571

11524

12823

porada twenty



L1454/10



L1571/99



11524/17



12823/37



L1454/05



L1571/93



11524/18



12823/20



L1454/02



L1571/50



11524/5



12823/40




L1454/06



L1571/59




11524/3



12823/44



11524/24



12823/36



11524/02



11524/04



11524/14



11524/16



11524/06



11524/10



11524/09

cat. **B**

64% VI - 15% PL - 11% CO - 10% LI

30% LI - 39% CO - 23% VI - 4% PL - 4% PA

44% CO - 22% PL - 21% PC - 13% VI

48% VI - 32% PC - 20% PL



ARMAM

FLAX



L1569/17



L1569/19



L1424/01



L1424/06



L1569/01



L1569/11



L1424/03



L1424/04



L1569/03



L1569/14



L1424/02



L1424/20



L1569/05



L1569/02



L1424/19



L1424/16



L1569/20



L1569/04




L1424/12



L1424/17



L1569/06



L1569/13



L1424/07




L1424/18



L1569/07



L1569/16




L1424/11



L1424/14



L1569/09



L1569/21

cat. **C**

39% VI - 35% CO - 16% PL - 10% LI



cat. **C**

54% JU - 46% LI



IKAT

L1575

13696

porada twenty



L1575/01



13696/08



L1575/10



13696/57



L1575/12



13696/27



L1575/14



13696/24



L1575/07



13696/09



L1575/04



13696/54



L1575/05



13696/12



L1575/06



13696/52

LOOM



L1534/01



L1534/02



L1534/03



L1534/08




L1534/06



L1534/09




L1534/10



L1534/11



L1534/13



L1534/12

cat. C

51% VI - 23% CO - 16% PL - 10% LI

75% PL - 16% CO - 9% PC

cat. C

52% VI - 25% CO - 12% LI - 11% PL



MADRAS



18



17



01



02




11



15



16



04



12



14



07



09



05



06

MOLESKIN



38



20



42



04



32



36



05



06



11



13



23



24



16



14



43



44



22



21



45



46

cat. C

30% CO - 29% PC - 26% PL - 15% VI



cat. C

100% PL



MORAN

PATCH

porada twenty



101



113



02



08



102



114



03



09



103



115



05



17



104



112




18



06



106



111



10



14



108



109



07



15



116



110

cat. C

50% VI - 30% CO - 20% PL

cat. C

47% VI - 26% CO - 10% LI - 8% PL - 6% PA - 3% PC



SERGE




001



055



003




036




004



043



009



044



010




146



089



091



028



155



065



159



066



160



020



162

cat. **C**

80% WO - 20% PA



VELVET

porada twenty



31



06



103



94



69



79



95



110



88



96



39



89



116



36



72



60



19



75



112



24



77



50



30



90



49



114



47



83

cat. C

100% CO



WOOL



01



02



06



07



809



12



802



808



805



810



803



10



806



811



812



807



801



08



09




05

ECOPELLE



150



250



350



1150



1250



1050



1350



2850



2750



850



750



2350



2450



1850



1950



2150




450



2050



1550



2250

cat. C

65% WO - 15% WP - 20% PA

cat. D

63% PU - 37% CO



RANGE

porada twenty



29



35



04



33



32



31



12



30



08



07



11



10



40



36



28



25

TRESS



900



902



100



101



802



803



804



805



806



500



604



602

cat. D

56% CO - 24% VI - 20% LI

cat. D

84% PES - 16% AC



COTONE




01



02



13



06



15




17



18



46



22



23



14



39



34



31




105



33



36



09



11



54

DORIAN



1



20



38



11



39



6



10



29



33



47



46



42



14



26



31



27

cat. E

100% CO



cat. E

40% VI - 20% PL - 20% LI - 20% CO




ZENITH

porada twenty



36



53




45




51




46




89




135




57




115




168



42




101



50



41



125

cat. **PROFILO/PIPING**

60% CO - 40% AC

**RUGS COLLECTION
EDEN**



010 WHITE



011 TAUPE



203 SAND



901 GREY



020 BROWN



235 CAMEL



590 BLUE




023 RED



623 GREEN

**RUGS COLLECTION
WAVE - A**




WHITE/GREY




WHITE/SAND

**RUGS COLLECTION
WAVE - S**



WHITE/GREY



WHITE/SAND

INDICE DELLE FOTO
PHOTOS INDEX

Le finiture riprodotte in questo catalogo sono indicative.

—

The finishes shown in this catalogue are for reference only.

—

Die Ausführungen diesem Katalog sind nur als Referenz.

—

Les finitions présentées dans ce catalogue sont indicatives.

—

Los acabados de este catálogo se deben considerar solo como referencia.

7	ABACUS	noce canaletta - <i>canaletta walnut</i> loom L1534/13
08-11	ABACUS comp. D	noce canaletta - <i>canaletta walnut</i> metallo cromo nero - <i>black chromed metal</i> loom L1534/13 motley 200
08-11	SMILE	frassino tinto wengè - <i>ash wengè stained</i> motley 311
08-11	SMILE	frassino tinto wengè - <i>ash wengè stained</i> motley 300
08-11	QUAY OVALE	noce canaletta - <i>canaletta walnut</i> marmo bianco Calacatta oro - <i>white Calacatta gold marble</i>
09-11	SMILE	frassino tinto caffè - <i>ash caffè stained</i> motley 200
09-11	EKERO SQUARE h55	noce canaletta - <i>canaletta walnut</i> metallo nero opaco - <i>black matt metal</i> marmo grigio Carnico - <i>grey Carnico marble</i>
10	ABACUS	patch 15 motley 200
12-13	ABACUS comp. I	noce canaletta - <i>canaletta walnut</i> metallo cromo nero - <i>black chromed metal</i> bouclage 01/1 moleskin 38
12	ASTRA 2	noce canaletta - <i>canaletta walnut</i> metallo nero opaco - <i>black matt metal</i>
12	JOK MARMO	noce canaletta tinto wengè - <i>canaletta walnut wengè stained</i> metallo cromo nero - <i>black chromed metal</i> marmo nero Sahara noir - <i>black Sahara noir marble</i>
12	COPINE STEEL	metallo nichel nero - <i>black nichel metal</i> moleskin 46
12	COPINE STEEL	metallo nichel nero - <i>black nichel metal</i> motley 200
14-15	ABACUS comp. L	noce canaletta - <i>canaletta walnut</i> metallo cromo nero - <i>black chromed metal</i> loom L1534/13
15	GARY BIG	noce canaletta - <i>canaletta walnut</i> marmo bianco Carrara - <i>white Carrara marble</i>
16-17	ABACUS comp. H	noce canaletta - <i>canaletta walnut</i> metallo cromo nero - <i>black chromed metal</i> moleskin 42
16	PILEO ALTA	frassino tinto wengè - <i>ash wengè stained</i> paralume nero lucido - <i>shiny black shade</i>

16	JOK MARMO	noce canaletta tinto wengè - <i>canaletta walnut wengè stained</i> metallo cromo nero - <i>black chromed metal</i> marmo nero Sahara noir - <i>black Sahara noir marble</i>
16	SMILE	frassino tinto caffè - <i>ash caffè stained</i> motley 200
17	EKERO SQUARE h55	noce canaletta tinto wengè - <i>canaletta walnut wengè stained</i> metallo nero opaco - <i>black matt metal</i> marmo bianco Carrara - <i>white Carrara marble</i>
17	SMILE	frassino tinto wengè - <i>ash wengè stained</i> motley 300
17	COPINE STEEL	metallo nichel nero - <i>black nichel metal</i> motley 200
17	EKERO ROUND h50	noce canaletta tinto wengè - <i>canaletta walnut wengè stained</i> metallo nero opaco - <i>black matt metal</i> marmo grigio Carnico - <i>grey Carnico marble</i>
18	EKERO ROUND h50	noce canaletta - <i>canaletta walnut</i> metallo nero opaco - <i>black matt metal</i> marmo bianco Carrara - <i>white Carrara marble</i>
18-19	ABACUS comp. L	noce canaletta - <i>canaletta walnut</i> metallo cromo nero - <i>black chromed metal</i> patch 15
19	SMILE	frassino tinto canapa - <i>ash canapa stained</i> bouclage 01/1
20	ALAN BOTTE L	noce canaletta - <i>canaletta walnut</i> metallo cromo nero - <i>black chromed metal</i>
21	ALAN BOTTE C	noce canaletta - <i>canaletta walnut</i> metallo cromo nero - <i>black chromed metal</i> cristallo trasparente - <i>clear glass</i>
21	ASTRA 1	noce canaletta - <i>canaletta walnut</i> metallo nero opaco - <i>black matt metal</i>
21	IONIS	noce canaletta - <i>canaletta walnut</i> cuoio grigio scuro
21	ASTOL	frassino tinto wengè - <i>ash wengè stained</i> loom L1534/12 metallo bronzoro - <i>bronzoro metal</i>
22-23	ALAN BOTTE M	noce canaletta - <i>canaletta walnut</i> metallo cromo nero - <i>black chromed metal</i> marmo grigio Carnico - <i>grey Carnico marble</i>
22	ASTRA 1	noce canaletta - <i>canaletta walnut</i> metallo nero opaco - <i>black matt metal</i>
22	IONIS	noce canaletta - <i>canaletta walnut</i> cuoio grigio scuro

22	IONIS CON BRACCIOLI	noce canaletta - <i>canaletta walnut</i> cuoio grigio scuro
24	ALAN TONDO L	noce canaletta - <i>canaletta walnut</i> metallo cromo nero - <i>black chromed metal</i>
25	ALAN TONDO C	noce canaletta - <i>canaletta walnut</i> metallo cromo nero - <i>black chromed metal</i> cristallo trasparente - <i>clear glass</i>
25	KANTO	noce canaletta - <i>canaletta walnut</i> metallo nero opaco - <i>black matt metal</i>
26	ALAN TONDO M	noce canaletta - <i>canaletta walnut</i> metallo cromo nero - <i>black chromed metal</i> marmo bianco Calacatta oro - <i>white Calacatta gold marble</i>
26	ASTRA 3	noce canaletta - <i>canaletta walnut</i> metallo nero opaco - <i>black matt metal</i>
26	KANTO	noce canaletta - <i>canaletta walnut</i> metallo nero opaco - <i>black matt metal</i>
26	ELLA	noce canaletta - <i>canaletta walnut</i> pelle extra L623
28	ANTIGONE	frassino tinto wengè - <i>ash wengè stained</i> marmo bianco Calacatta oro - <i>white Calacatta gold marble</i>
29	ANTIGONE	frassino tinto caffè - <i>ash caffè stained</i> marmo grigio Carnico - <i>grey Carnico marble</i>
29	COPINE STEEL	metallo nichel nero - <i>black nichel metal</i> motley 200
32	ASTRA 3	noce canaletta - <i>canaletta walnut</i> metallo nero opaco - <i>black matt metal</i>
34	ASTRA 1	noce canaletta - <i>canaletta walnut</i> metallo nero opaco - <i>black matt metal</i>
35	ASTRA 2	noce canaletta tinto wengè - <i>canaletta walnut wengè stained</i> metallo nero opaco - <i>black matt metal</i>
36-37	BAYUS TAVOLINO	noce canaletta - <i>canaletta walnut</i> metallo bronzoro - <i>bronzoro metal</i>
36-37	BAYUS CASSETTO	noce canaletta - <i>canaletta walnut</i> cuoio grigio scuro
38-40	BILBAO 240	noce canaletta - <i>canaletta walnut</i> anta laccato ottone bronzato spazzolato - <i>brushed bronzed brass lacquered door</i> metallo grigio peltro - <i>grey pewter metal</i>
39	HALO 60	marmo bianco Carrara - <i>white Carrara marble</i> metallo grigio peltro - <i>grey pewter metal</i>

39	SMILE	frassino tinto canapa - <i>ash canapa stained</i> moleskin 38
41	BILBAO 240	noce canaletta - <i>canaletta walnut</i> anta laccato alluminio fuso - <i>cast aluminium lacquered door</i> metallo grigio peltro - <i>grey pewter metal</i>
41	BILBAO 240	noce canaletta - <i>canaletta walnut</i> anta pelle plus 09 - <i>pelle plus 09 door</i> metallo grigio peltro - <i>grey pewter metal</i>
42	BOUCHON MARMO	noce canaletta - <i>canaletta walnut</i> marmo bianco Calacatta oro - <i>white Calacatta gold marble</i>
44	COPINE STEEL	metallo nichel nero - <i>black nichel metal</i> motley 811
44-45	COPINE STEEL	metallo nichel nero - <i>black nichel metal</i> motley 200
46-47	COPINE STEEL	ottone bronzato spazzolato - <i>brushed bronzed brass</i> moleskin 46
48	COPINE WOOD	noce canaletta - <i>canaletta walnut</i> bouclage 01/1
48	JELLY MARMO h.55 TONDO	noce canaletta - <i>canaletta walnut</i> metallo ottone spazzolato - <i>brushed brass metal</i> marmo bianco Calacatta oro - <i>white Calacatta gold marble</i>
49	GIOVE	noce canaletta - <i>canaletta walnut</i>
50	EKERO ROUND h.50	noce canaletta tinto wengè - <i>canaletta walnut wengè stained</i> metallo nero opaco - <i>black matt metal</i> marmo grigio Carnico - <i>grey Carnico marble</i>
51	EKERO ROUND h.50	noce canaletta - <i>canaletta walnut</i> metallo nero opaco - <i>black matt metal</i> marmo bianco Carrara - <i>white Carrara marble</i>
51	EKERO SQUARE h.55	noce canaletta - <i>canaletta walnut</i> metallo nero opaco - <i>black matt metal</i> marmo grigio Carnico - <i>grey Carnico marble</i>
51	EKERO OVAL h.60	noce canaletta - <i>canaletta walnut</i> metallo nero opaco - <i>black matt metal</i> marmo grigio Carnico - <i>grey Carnico marble</i>
52-53	EVELIN	frassino tinto wengè - <i>ash wengè stained</i> motley 500
52-53	EVELIN CON BRACCIOLI	frassino tinto wengè - <i>ash wengè stained</i> motley 500 cuoio testa di moro
56-57	INFINITY TAVOLO TONDO C	noce canaletta - <i>canaletta walnut</i> metallo ottone spazzolato - <i>brushed brass metal</i> cristallo trasparente - <i>clear glass</i>

56	GARY BIG	noce canaletta - <i>canaletta walnut</i> marmo bianco Carrara - <i>white Carrara marble</i>
56	ESTER	noce canaletta - <i>canaletta walnut</i> rabat 11524/17
58	JELLY MARMO h40 OVALE	noce canaletta - <i>canaletta walnut</i> metallo ottone spazzolato - <i>brushed brass metal</i> marmo grigio Carnico - <i>grey Carnico marble</i>
58	JELLY MARMO h55 TONDO	noce canaletta - <i>canaletta walnut</i> metallo ottone spazzolato - <i>brushed brass metal</i> marmo bianco Calacatta oro - <i>white Calacatta gold marble</i>
59-60	JELLY MARMO h55 TONDO	noce canaletta tinto wengè - <i>canaletta walnut wengè stained</i> metallo cromo nero - <i>black chromed metal</i> marmo grigio Carnico - <i>grey Carnico marble</i>
59	JELLY MARMO h40 OVALE	noce canaletta tinto wengè - <i>canaletta walnut wengè stained</i> metallo cromo nero - <i>black chromed metal</i> marmo bianco Calacatta oro - <i>white Calacatta gold marble</i>
62-65	JET 1	noce canaletta tinto wengè - <i>canaletta walnut wengè stained</i> metallo nero opaco - <i>black matt metal</i> piano intarsio microrighe - <i>micro strip inlay top</i>
62	JET 2	noce canaletta tinto wengè - <i>canaletta walnut wengè stained</i> metallo nero opaco - <i>black matt metal</i> piano intarsio microrighe - <i>micro strip inlay top</i>
62	JET 4	noce canaletta tinto wengè - <i>canaletta walnut wengè stained</i> metallo nero opaco - <i>black matt metal</i> piano intarsio microrighe - <i>micro strip inlay top</i>
64	JET 2	noce canaletta - <i>canaletta walnut</i> metallo nero opaco - <i>black matt metal</i>
64	JET 4	noce canaletta - <i>canaletta walnut</i> metallo nero opaco - <i>black matt metal</i> piano laccato brillante iron - <i>shiny iron lacquered top</i>
66	JOK MARMO	noce canaletta tinto wengè - <i>canaletta walnut wengè stained</i> metallo cromo nero - <i>black chromed metal</i> marmo nero Sahara noir - <i>black Sahara noir marble</i>
69	JUPITER 024	noce canaletta - <i>canaletta walnut</i> metallo ottone spazzolato - <i>brushed brass metal</i> vetro fuso blu - <i>blue cast glass</i>
69	JUPITER 024	noce canaletta - <i>canaletta walnut</i> metallo ottone spazzolato - <i>brushed brass metal</i> vetro fuso ruggine - <i>ruggine cast glass</i>
70-71	JUPITER 024	noce canaletta - <i>canaletta walnut</i> metallo cromo nero - <i>black chromed metal</i> vetro fuso fumè - <i>smoked cast glass</i>

70	JUPITER Ø24	noce canaletta - <i>canaletta walnut</i> metallo cromo nero - <i>black chromed metal</i> vetro fuso blu - <i>blue cast glass</i>
70	JUPITER Ø18	noce canaletta - <i>canaletta walnut</i> metallo cromo nero - <i>black chromed metal</i> vetro fuso blu - <i>blue cast glass</i>
70	JUPITER Ø18	noce canaletta - <i>canaletta walnut</i> metallo cromo nero - <i>black chromed metal</i> vetro fuso ruggine - <i>ruggine cast glass</i>
70-71	JUPITER Ø18	noce canaletta - <i>canaletta walnut</i> metallo cromo nero - <i>black chromed metal</i> vetro fuso fumè - <i>smoked cast glass</i>
71	JUPITER Ø18	noce canaletta - <i>canaletta walnut</i> metallo ottone spazzolato - <i>brushed brass metal</i> vetro fuso naturale - <i>clear cast glass</i>
72-73	KANTO	noce canaletta - <i>canaletta walnut</i> metallo nero opaco - <i>black matt metal</i>
74	KANTO	frassino tinto canapa - <i>ash canapa stained</i> metallo nero opaco - <i>black matt metal</i>
74	SHIBUMI TONDO M	frassino tinto wengè - <i>ash wengè stained</i> metallo bronzoro - <i>bronzoro metal</i> marmo bianco Calacatta oro - <i>white Calacatta gold marble</i>
75	KANTO	frassino tinto wengè - <i>ash wengè stained</i> metallo nero opaco - <i>black matt metal</i>
75	SMILE	frassino tinto wengè - <i>ash wengè stained</i> motley 300
76	QUADRIFOGLIO BISTROT h105 TONDO	noce canaletta - <i>canaletta walnut</i> metallo bronzoro - <i>bronzoro metal</i> cristallo trasparente - <i>clear glass</i>
76	SVEVA STOOL h75	frassino tinto wengè - <i>ash wengè stained</i> cuoietto grigio scuro patch 15
76	PILEO ALTA	frassino tinto wengè - <i>ash wengè stained</i> paralume nero lucido - <i>shiny black shade</i>
77	QUADRIFOGLIO BISTROT h105 QUADRATO	noce canaletta - <i>canaletta walnut</i> metallo bronzoro - <i>bronzoro metal</i> cristallo trasparente - <i>clear glass</i>
77	SVEVA STOOL h75	frassino tinto wengè - <i>ash wengè stained</i> cuoietto grigio scuro patch 15
78	QUADRIFOGLIO TAVOLINO h45 QUADRATO	noce canaletta - <i>canaletta walnut</i> metallo bronzoro - <i>bronzoro metal</i> cristallo trasparente - <i>clear glass</i>

78	HALO 40	marmo bianco Carrara - <i>white Carrara marble</i> metallo grigio peltro - <i>grey pewter metal</i>
78	SOFTBAY	noce canaletta - <i>canaletta walnut</i> bouclage 01/1
83-84-85	ROMAIN	frassino tinto wengè - <i>ash wengè stained</i> motley 311
83-85	JELLY MARMO h55 TONDO	noce canaletta tinto wengè - <i>canaletta walnut wengè stained</i> metallo cromo nero - <i>black chromed metal</i> marmo grigio Carnico - <i>grey Carnico marble</i>
84	SMILE	frassino tinto wengè - <i>ash wengè stained</i> motley 300
85	JELLY h40 OVALE	noce canaletta - <i>canaletta walnut</i> metallo cromo nero - <i>black chromed metal</i> vetro fuso naturale - <i>clear cast glass</i>
87-88-89	SHIBUMI OVALE	frassino tinto canapa - <i>ash canapa stained</i> metallo bronzoro - <i>bronzoro metal</i>
88	KANTO	frassino tinto canapa - <i>ash canapa stained</i> metallo nero opaco - <i>black matt metal</i>
88-89	SERENA	frassino tinto caffè - <i>ash caffè stained</i> rabat L11524/3
89	ASTRA 2	noce canaletta tinto wengè - <i>canaletta walnut wengè stained</i> metallo nero opaco - <i>black matt metal</i>
90	SHIBUMI TONDO L	frassino tinto wengè - <i>ash wengè stained</i> metallo bronzoro - <i>bronzoro metal</i>
90	AMBROGIO MARBLE	marmo bianco Calacatta oro - <i>white Calacatta gold marble</i>
90	EVELIN	frassino tinto wengè - <i>ash wengè stained</i> motley 500
90	EVELIN CON BRACCIOLI	frassino tinto wengè - <i>ash wengè stained</i> motley 500 cuoio testa di moro
90	KANTO	frassino tinto wengè - <i>ash wengè stained</i> metallo nero opaco - <i>black matt metal</i>
90	LUM 180	frassino tinto canapa - <i>ash canapa stained</i> metallo bronzoro - <i>bronzoro metal</i>
91	SHIBUMI TONDO M	frassino tinto wengè - <i>ash wengè stained</i> metallo bronzoro - <i>bronzoro metal</i> marmo bianco Calacatta oro - <i>white Calacatta gold marble</i>
92	SMILE	frassino tinto canapa - <i>ash canapa stained</i> bouclage 01/1

92	SMILE	frassino tinto wengè - <i>ash wengè stained</i> motley 300
93	SMILE	frassino tinto wengè - <i>ash wengè stained</i> motley 311
93-96	SMILE	frassino tinto canapa - <i>ash canapa stained</i> moleskin 38
93	SMILE	frassino tinto caffè - <i>ash caffè stained</i> motley 200
94-96-97	SOFTBAY	noce canaletta - <i>canaletta walnut</i> bouclage 01/1 moleskin 38
96	JELLY h55 TONDO	noce canaletta - <i>canaletta walnut</i> metallo cromo nero - <i>black chromed metal</i> vetro fuso naturale - <i>clear cast glass</i>
97	FLAG 190	frassino tinto wengè - <i>ash wengè stained</i>
99	QUADRIFOGLIO BISTROT h105 TONDO	noce canaletta - <i>canaletta walnut</i> metallo bronzoro - <i>bronzoro metal</i> cristallo trasparente - <i>clear glass</i>
99	SVEVA STOOL h75	frassino tinto wengè - <i>ash wengè stained</i> cuoietto grigio scuro patch 15

GRAPHIC DESIGNER:
MARIELLA ARNABOLDI
PORADA LAB

—

PHOTOGRAPHER:
DAVIDE CERATI

—

COORDINATION,
CONCEPT AND STYLING:
PAOLA CITTERIO

—

PRINTING:
CHINCHIO
INDUSTRIA GRAFICA SRL

LONDON SHOWROOM:
FIRST FLOOR,
SOUTH DOME
DESIGN CENTRE
CHELSEA HARBOUR
LONDON - SW10 0XE
PH: 020 3155 3065
ENQUIRIESUK@PORADA.IT

MILANO SHOWROOM:
20121 MILANO
(MI) ITALIA
VIA BORGOSPESSO, 18
TEL. +39 02 49700 896
MILANO@PORADA.IT

22060 CABIATE
(COMO) ITALIA
VIA B. BUOZZI, 2
TEL. +39 031 766215
INFO@PORADA.IT

WWW.PORADA.IT

LONDON SHOWROOM:
FIRST FLOOR,
SOUTH DOME
DESIGN CENTRE
CHELSEA HARBOUR
LONDON - SW10 0XE
PH: 020 3155 3065
ENQUIRIESUK@PORADA.IT

MILANO SHOWROOM:
20121 MILANO
(MI) ITALIA
VIA BORGOSPESSO, 18
TEL. +39 02 49700 896
MILANO@PORADA.IT

22060 CABIATE
(COMO) ITALIA
VIA B. BUOZZI, 2
TEL. +39 031 766215
INFO@PORADA.IT

WWW.PORADA.IT